

# HIGHTECH



**1**  
Chemical resistant ABS top compartment with storage partitions.

*Superficie de trabajo en ABS con compartimento para piezas pequeñas, resistente a productos químicos.*

Topo em ABS com compartimentos, resistente aos produtos químicos.

**2**  
One-finger operating and gently moving, fully opening ball bearing guided drawers, removable.

*Un solo dedo es suficiente para abrir totalmente cada cajón- apertura total de los cajones con sistema de rodamientos, extraíble.*

Um dedo apenas para abrir **totalmente** a gaveta, sistema de rolamentos retirável.

**3**  
Single-handed, individual drawer locking device under the handle; the drawers are firmly locked also during the drive.

*Pestaña de cierre individual de los cajones debajo de tiradores. Incluso durante el desplazamiento del carro los cajones quedan cerrados.*

**Fechadura lateral individual** por gaveta, abertura apenas com uma mão, gavetas devidamente fechadas mesmo durante o transporte.

**4**  
Wide range of accessories (pages 1.009-1.016) for direct mounting on the sturdy double wall construction of the tool cabinets.

*Gran variedad de accesorios (páginas 1.009-1.016) para montaje directo a la robusta construcción de doble pared de los carros.*

Grande variedade de acessórios (páginas 1.009-1.016) para instalação directa numa parede dupla de dois carros

**5**  
Handle strip with guide for individual contents inscription.

*Porta etiquetas para una perfecta identificación del contenido.*

Porta etiquetas para a **perfeita identificação do conteúdo**.

**6**  
Central security locking system. Open drawers can be pushed back in to the cabinet also in closed position.

*Sistema de cierre central. Los cajones se pueden empujar hasta el final incluso en la posición cerrada.*

Sistema de fechadura central. As gavetas abertas podem ser fechadas mesmo na posição de fechado.




**7**  
High performance ball bearing guided wheels for optimal manoeuvre. Guide wheels with brake-system.

*Ruedas de alta calidad con rodamientos para una mejor maniobra. Ruedas pivote con sistema de frenado.*

**Rodas de alta performance com rolamentos.**  
Rodas guia com travão.




Tool cabinet  
Carro taller  
Carro de ferramentas

Art.	
<b>3907-1</b>	6

	L1 / mm	L2 / mm	L3 / mm	kg
	650	485	943	215
A	533	414	65	25
B	533	414	110	30
C	533	414	230	30




Tool cabinet  
Carro taller  
Carro de ferramentas

Art.	
<b>3908</b>	8

	L1 / mm	L2 / mm	L3 / mm	kg
	650	485	943	265
A	533	414	60	25
B	533	414	110	30




Tool cabinet  
Carro taller  
Carro de ferramentas

Art.	
<b>3909</b>	11

	L1 / mm	L2 / mm	L3 / mm	kg
	650	485	970	290
<b>A</b>	533	414	45	20
<b>B</b>	533	414	70	25
<b>C</b>	533	414	110	30



Top chest for tool cabinet  
Armario para carro taller  
Baú para carro de ferramentas

Art.	
<b>3905</b>	4

	L1 / mm	L2 / mm	L3 / mm	kg
	650	485	430	130
<b>A</b>	533	414	45	20
<b>B</b>	533	414	65	25
<b>C</b>	533	414	105	30




Fits for  
Apropriado para  
Encaixa em




# LARGO HIGHTECH



Tool cabinet, extra large  
 Carro taller, extra largo  
 Carro de ferramentas, extra largo

Art.	
<b>3910</b>	8

	L1 / mm	L2 / mm	L3 / mm	⚖ kg
	1015	485	970	480
<b>A</b>	883	414	55	50
<b>B</b>	883	414	105	60



## Service workshop trolley

with large tool tray, gently opening and closing due to gas springs, 3 ball bearing drawers, large bottom compartment.

### Carro taller

con una gran bandeja de herramientas, abriendo y cerrando tranquilamente debido a los resortes de gas, 3 cajones con rodamientos, amplio compartimento inferior.

### Carro multiuso

com bandeja grande, abrindo e fechando suavemente graças as molas de gás, 3 gavetas com guias de rolamentos, grande compartimento inferior.



NEW  
NUEVO  
NOVO

Art.	
<b>3917</b>	3

	L1 / mm	L2 / mm	L3 / mm	kg
	792	445	960	160
<b>A</b>	690	410	104	40
<b>B</b>	650	355	45	20
<b>C</b>	650	355	68	30
<b>D</b>	650	355	100	30
<b>E</b>	768	410		40



## Tool cabinet

with bearing guided and single locking, fully pull-out drawer with central locking.

### Carro taller

con cajones completamente extraíbles, con sistema de rodamientos, bloqueo individual y cerradura central.

### Carro de ferramentas

com gavetas extensíveis com guias de rolamentos e trancas individuais e fecho centralizado.

Art.	
<b>2905</b>	5

	L1 / mm	L2 / mm	L3 / mm	kg
	695	475	885	200
<b>A</b>	536	410	60	25
<b>B</b>	536	410	124	30
<b>C</b>	536	410	172	30



COMPLETO Compatible



COMPLETO Compatible

### Tool cabinet

with bearing guided and single locking, fully pull-out drawer with central locking.

### Carro taller

con cajones completamente extraíbles, con sistema de rodamientos, bloqueo individual y cerradura central.

### Carro de ferramentas

com gavetas extensíveis com guias de rolamentos e trancas individuais e fecho centralizado.

Art.	
<b>2907</b>	7

	L1 / mm	L2 / mm	L3 / mm	kg
	695	475	885	240
<b>A</b>	536	410	45	25
<b>B</b>	536	410	60	30
<b>C</b>	536	410	172	30



### Top chest for tool cabinets


with bearing guided and single locking, fully pull-out drawer with central locking.

### Armario para carros

con cajones completamente extraíbles, con sistema de rodamientos, bloqueo individual y cerradura central.

### Baú para carros

com gavetas extensíveis com guias de rolamentos e trancas individuais e fecho centralizado.

Art.	
<b>2904</b>	3

	L1 / mm	L2 / mm	L3 / mm	kg
	695	475	345	115
<b>A</b>	536	410	60	25


COMPLETO Compatible



Fits for  
*Apropiado para*  
Encaixa em



Tool cabinet  
Carro taller  
Carro de ferramentas

Art.	
<b>1906</b>	6


	L1 / mm	L2 / mm	L3 / mm	⚖ kg
	678	405	925	150
A	570	370	56	20
B	570	370	81	20
C	570	370	106	20
D	570	370	155	20



NEW  
NUEVO  
NOVO




Tool cabinet  
Carro taller  
Carro de ferramentas

Art.	
<b>1907</b>	7

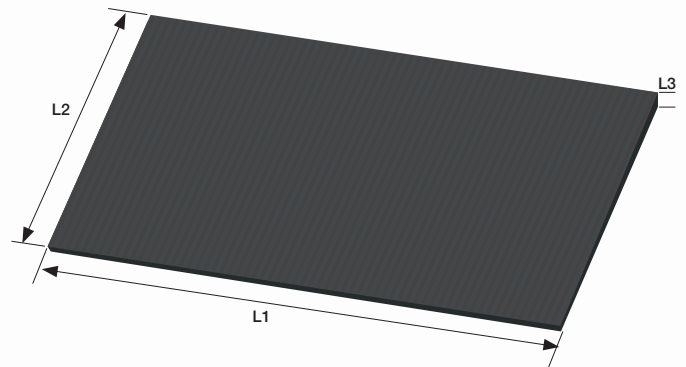
	L1 / mm	L2 / mm	L3 / mm	⚖ kg
	682	458	1000	205
A	565	395	58	25
B	565	395	138	30



**Rubber mat for drawers**  
*Alfombrilla goma para cajones*  
 Tapete de borracha para gavetas

Art.	
<b>3918</b>	3907-1 / 3908 / 3909


↔ L1 530 × L2 405 × L3 2 mm



**Drawer divider insert**  
 of galvanized metal sheet  
*Divisores "U" para cajones*  
 de acero galvanizado  
**Divisor em "U" para gaveta**  
 em chapa de metal galvanizado

Art.	
<b>3919</b>	3907-1 / 3908 / 3909 / 3910


↔ L1 409 × L2 132 × L3 50 mm



**Drawer divider**  
 for 3919, of galvanized metal sheet  
*Divisores para cajones*  
 para 3919, de acero galvanizado  
**Divisória para gavetas**  
 para 3919, em chapa de metal galvanizado


Art.	
<b>3920</b>	3907-1 / 3908 / 3909 / 3910

↔ L1 129 × L2 50 × L3 1.2 mm







**Drawer compartment, flat**  
*Bandeja fina cajón*  
Compartimento liso para gaveta

Art.	
<b>3921</b>	3907-1 / 3908 / 3909


↔ L1 530 × L2 200 × L3 20 mm




**Drawer compartment, deep**  
*Bandeja profunda cajón*  
Compartimento fundo para gaveta

Art.	
<b>3922</b>	3907-1 / 3908 / 3909



↔ L1 530 × L2 200 × L3 45 mm



**Partition compartment tray**  
*Bandejas con subdivisiones*  
Bandeja com subdivisão

Art.	
<b>7721</b>	3907-1 / 3908 / 3909 / 3910 / 2905 / 2907 / 1907

↔ L1 165 × L2 195 × L3 35 mm




**6**  
PGS

Partition compartment tray  
*Bandejas con subdivisiones*  
Bandeja com subdivisão

Art.	
<b>7722</b>	3907-1 / 3908 / 3909 / 3910 / 2905 / 2907 / 1907

↔ L1 165 × L2 195 × L3 35 mm



**6**  
PCS

Partition compartment tray  
*Bandejas con subdivisiones*  
Bandeja com subdivisão

Art.	
<b>7723</b>	3907-1 / 3908 / 3909 / 3910 / 2905 / 2907 / 1907

↔ L1 165 × L2 195 × L3 35 mm



**6**  
PCS

Partition compartment tray  
*Bandejas con subdivisiones*  
Bandeja com subdivisão

Art.	
<b>7724</b>	3907-1 / 3908 / 3909 / 3910 / 2905 / 2907 / 1907

↔ L1 160 × L2 390 × L3 35 mm




**3**  
PCS

**Partition compartment tray set**  
*Juego bandejas con subdivisiones*  
**Conjunto de bandejas com subdivisão**

**5**  
PCS



Art.	
<b>7725</b>	3907-1 / 3908 / 3909 / 3910 / 2905 / 2907 / 1907




**Basket**  
with drop dish

**Cubeta**  
*con fondo*

**Cesto exterior**  
com fundo

Art.	
<b>3923</b>	3907-1 / 3908 / 3909 / 3910

↔ L1 280 × L2 115 × L3 95 mm



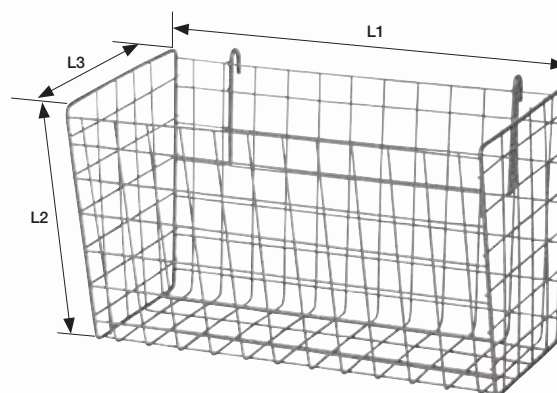

**Universal basket**  
with holder

**Cubeta universal**  
*con soporte*

**Cesto universal**  
com suporte

Art.	
<b>3924</b>	3907-1 / 3908 / 3909 / 3910

↔ L1 365 × L2 220 × L3 215 mm



## Holding device for cleaning cloth rolls

### Portarrollos

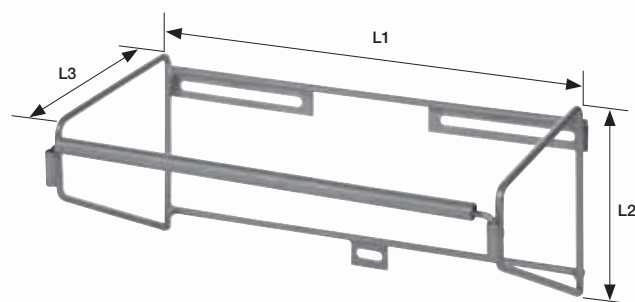
### Suporte para rolos de papel

Art.

**3925**

3907-1 / 3908 / 3909 / 3910

↔ L1 330 × L2 175 × L3 140 mm



## Side table

with integrated roll-holder for usage of a notebook or for additional utility space.

### Panel lateral abatible

con portarrollo integrado, para espacio adicional o para portátil.

### Mesa lateral

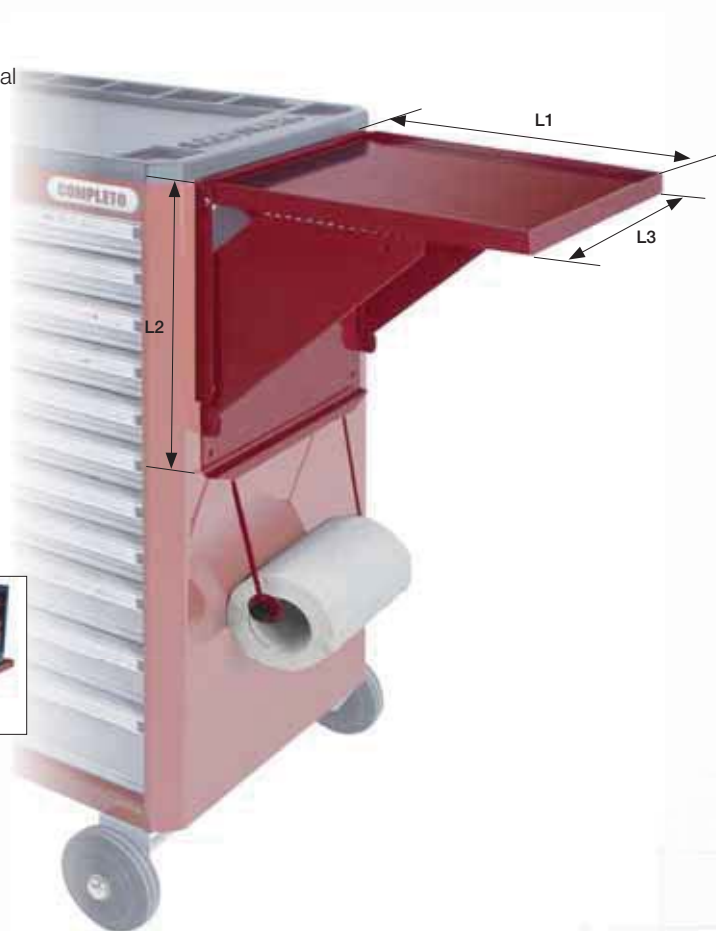
com porta rolos integrado, para computador portátil ou como espaço adicional.

Art.

**3927**

3907-1 / 3908 / 3909 / 3910

↔ L1 385 × L2 380 × L3 375 mm



### Side table

for the KWJ tool-cabinets for usage of a notebook or space for documents.

#### Panel lateral

para carros KWJ, espacio adicional para documentos o para portátil.

#### Mesa lateral

para carros ferramentas KWJ, para portátil, documents, etc. ripiano d'appoggio.

Art.	
<b>1927</b>	2905 / 2907

↔ L1 280 × L2 210 mm



### Magnetic tray

stainless

#### Bandeja magnética

inox

#### Recipiente magnético

em aço inox

Art.	
<b>2950</b>	1200 g

↔ Ø 150 × 40 mm



### Magnetic tray

stainless

#### Bandeja magnética

inox

#### Vassoio magnetico

em aço inox

Art.	
<b>2951</b>	2 × 1200 g

↔ 240 × 140 × 40 mm



### Magnetic tray

stainless, especially big, with 4 strong, rubber protected magnets (without tools)

### Bandeja magnética

inox, grande, con 4 fuertes imanes protegidos en caucho (sin herramientas)

### Bandeja magnética

em aço inox com 4 fortes imãs protegidos com borracha. (sem ferramentas)

Art.



**2952**

2 x 1200 g

↕ 290 x 270 x 29 mm



### Magnetic holder

for sockets and pneumatic tools

### Soporte magnético

para herramientas neumáticas

### Suporte magnético

para ferramentas pneumáticas

Art.

**3929**

↕ L 400 mm



**Wooden plate**  
for tool cabinet 3910


**Panel madera**  
para carro 3910

**Tampo de madeira**  
para carro 3910

Art.

**3926**

↔ L1 864 × L2 367 × L3 9 mm



**Protection cover for tool cabinet**  
*Cubierta de protección para carros*  
*Cobertura de protecção para carros*

Art.

**3930**


3907-1 / 3908 / 3909 / 2905 / 2907 /  
1906 / 1907

↔ 73 × 55 × 89 mm

NEW  
NUEVO  
NOVO



# COMPLETO Serie 4900




NEW  
NUEVO  
NOVO



**Tool-assortment**  
basic for 2 drawers

**Surtido herramientas**  
básico para 2 cajones

**Sortido de ferramentas**  
básico para 2 gavetas

Art.	
<b>4909</b>	4900-01B, 4900-03B, 4900-13B, 4900-04B, 4900-56B, 4900-07B

↕ L1 402 × L2 173 × L3 48 mm

**Tool-assortment**  
with tool cabinet

**Surtido herramientas**  
con carro taller

**Sortido de ferramentas**  
com carro de ferramentas

	Art.	
<b>1</b>	<b>3907-4909</b>	1.003
<b>2</b>	<b>3908-4909</b>	1.003
<b>3</b>	<b>3909-4909</b>	1.004
<b>4</b>	<b>3905-4909</b>	1.004
<b>5</b>	<b>2905-4909</b>	1.006
<b>6</b>	<b>2907-4909</b>	1.007
<b>7</b>	<b>2904-4909</b>	1.007








**Tool-assortment**  
for 3 drawers

**Surtido herramientas**  
para 3 cajones

**Sortido de ferramentas**  
para 3 gavetas


Art.	
<b>4911</b>	4900-01B, 4900-03B, 4900-04B, 4900-13B, 4900-14B, 4900-07B, 4900-56B, 4900-10B, 4900-11B

↔ L1 402 × L2 173 × L3 48 mm

**Tool-assortment**  
with tool cabinet

**Surtido herramientas**  
con carro taller

**Sortido de ferramentas**  
com carro de ferramentas

Art.	
<b>1 3907-4911</b>	1.003
<b>2 3908-4911</b>	1.003
<b>3 3909-4911</b>	1.004
<b>4 3905-4911</b>	1.004
<b>5 2905-4911</b>	1.006
<b>6 2907-4911</b>	1.007
<b>7 2904-4911</b>	1.007





Socket wrench tray  
 Bandeja llaves vaso  
 Conjunto de chaves de caixa



Art.  
**4900-01B**

↔ L1 402 × L2 173 × L3 48 mm

- |  |    |   |  |    |                             |
|--|----|---|--|----|-----------------------------|
|  | 15 | 3.5-4-4.5-5-5.5-6-7-8-9-10-11-12-13-14 mm |  | 2  | 50 mm / 100 mm              |
|  | 12 | 4-4.5-5-5.5-6-7-8-9-10-11-12-13 mm        |  |    | 150 mm                      |
|  | 3  | 4-5.5-6.5 mm                              |  |    | 115 mm                      |
|  | 3  | PH 1-2-3                                  |  |    | 1/4" ■ 1/4"                 |
|  | 3  | PZ 1-2-3                                  |  | 7  | T10-T15-T20-T25-T27-T30-T40 |
|  | 8  | T8-T10-T15-T20-T25-T27-T30-T40            |  |    | 1/4" ○ 1/4"                 |
|  | 6  | 3-4-5-6-7-8 mm                            |  |    | 1/4" ■ 1/4"                 |
|  |    | ○ 1/4" ○ 1/4"                             |  | 45 | Art. 3200                   |
|  |    | ○ 1/4" ■ 1/4"                             |  |    |                             |



Socket wrench tray  
 Bandeja llaves vaso  
 Conjunto de chaves de caixa



Art.  
**4900-02B**

↔ L1 402 × L2 173 × L3 48 mm

- |  |    |   |
|--|----|---|
|  | 15 | 8-9-10-11-12-13-14-15-16-17-18-19-21-22-24 mm |
|  | 8  | 10-11-12-13-14-15-17-19 mm                    |
|  | 3  | 16 mm / 18 mm / 21 mm                         |
|  |    | ○ 3/8" ■ 3/8"                                 |
|  | 2  | 75 mm / 250 mm                                |
|  |    | ○ 1/2" ■ 3/8"                                 |
|  |    | ○ 3/8" ■ 1/4"                                 |
|  |    | ■ 1/4" ■ 3/8"                                 |

45 Art. 3210



Socket wrench tray  
*Bandeja llaves vaso*  
Conjunto de chaves de caixa



Art.

**4900-03B**

↔ L1 402 × L2 173 × L3 48 mm

	17	10-11-12-13-14-15-16-17-18 19-21-22-24-27-30-32-34 mm
	5	10-13-17-19-22 mm
		○ 1/2" ■ 1/2"
	2	125 mm / 250 mm
		○ 3/8" ■ 1/2"

45 Art. 3220



## inch

Socket wrench- and hex  
key tray inch

*Bandeja llaves de vaso  
pulgadas*

Conjunto de chaves de caixa  
em polegadas



Art.

**4900-29B**

↔ L1 402 × L2 173 × L3 48 mm

	9	3/16"-7/32"-1/4"-9/32"-5/16" 11/32"-3/8"-7/16"-1/2"
	9	3/16"-7/32"-1/4"-9/32"-5/16" 11/32"-3/8"-7/16"-1/2"
		○ 1/4" ■ 1/4"
	2	50 mm / 100 mm
		○ 3/8" ■ 1/4"

72 Art. 4009 **EXTREME**

	8	9/16"-5/8"-11/16"-3/4" 13/16"-7/8"-15/16"-1"
	3	9/16"-11/16"-3/4"
	2	5/8"-13/16"
		○ 3/8" ■ 3/8"
	2	75 mm / 250 mm
		○ 1/2" ■ 3/8"

72 Art. 4019 **EXTREME**

	9	1/16"-5/64"-3/32"-1/8"-5/32" 3/16"-1/4"-5/16"-3/8"
--	---	---

S2

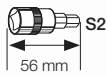


Bit-socket tray  
*Bandeja vasos-punta*  
 Conjunto de chaves de caixa com bit

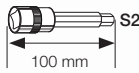


Art.  
**4900-38B**

↔ L1 402 × L2 173 × L3 48 mm



- 6 ⚙ T30-T40-T45-T50-T55-T60
- 6 ● 5-6-7-8-10-12 mm
- 6 ● M5-M6-M8-M10-M12-M14



- 5 ⚙ T30-T40-T45-T50-T55
- 5 ● 6-7-8-10-12 mm
- 5 ● M5-M6-M8-M10-M12

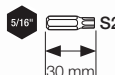


Special bit-socket tray  
*Bandeja vasos-punta especiales*  
 Conjunto de chaves de caixa com bit especial



Art.  
**4900-58B**

↔ L1 402 × L2 173 × L3 48 mm



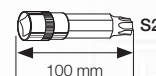
- 9 ⚙ T20-T25-T27-T30-T40-T45-T50-T55-T60
- 7 ● 4-5-6-7-8-10-12 mm
- 5 ● M5-M6-M8-M10-M12



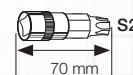
- 3 ⚙ T30-T40-T45



- 9 ⚙ T20-T25-T27-T30-T40-T45-T50-T55-T60
- 7 ● 4-5-6-7-8-10-12 mm
- 5 ● M5-M6-M8-M10-M12



- ⚙ T70



- ⚙ T80



- 3/8" ○ 5/16"
- 1/2" ○ 5/16"

# GEAR RATCHET

**38**  
PGS

Socket wrench tray,  
push through type

*Bandeja llaves vaso,  
tipo pasantes*


Conjunto chaves caixa, tipo  
push through



Art.

**4900-49B**

↔ L1 402 × L2 173 × L3 48 mm




- 9 ○ 13 mm ○ 3.5-4-4.5-5-5.5-6-7-8-9 mm
- 10 ○ 20 mm ○ 10-11-12-13-14-15-16-17-18-19 mm
- 8 ○ 30 mm ○ 20-21-22-24-27-30-32-34 mm



13 mm × 1/4"

20 mm × 3/8"

30 mm × 1/2"



- 13 mm ○ 75 mm
- 20 mm ○ 75 mm
- 2 ○ 30 mm ○ 75 mm / 155 mm



13 mm × 1/4"



13 mm Art. 590000

20 mm Art. 600000

30 mm Art. 610000

1/4" 3/8" 1/2" 5/16" **CrMo** **71**  
PGS

Socket wrench / Bit tray

*Llaves vaso/bandeja puntas*

Conjunto chaves impacto / Bits



Art.

**4900-20B**

↔ L1 402 × L2 173 × L3 48 mm



- 6 E4-E6-E7-E8-E10-E11
- 7 E10-E11-E12-E14-E16-E18-E20
- 5 E16-E18-E20-E22-E24
- 11 9-10-11-13-14-17-19-21-22-23-24 mm
- 5 17-19-21-22-24 mm

○ 3/8" ○ 5/16"

○ 1/2" ○ 5/16"



3 ○ 8-10-12 mm

2 + PH 3-4

2 + PZ 3-4

6 ☆ T40-T45-T47-T50-T55-T60

12 ☆ T10-T15-T20-T25-T27-T30  
T40-T45-T50-T55-T60-T70

5 ● 6-8-10-12-14 mm

4 ● M6-M8-M10-M12



**31**  
PCS

Combination spanner / Allen wrench / TX-allen wrench tray  
*Llaves combinadas/Llaves allen/*  
*Llaves allen TX, bandeja*  
 Conjunto chaves boca luneta /  
 sextavadas interiores / TX



Art.

**4900-13B**

↕ L1 402 × L2 173 × L3 48 mm



**DIN 3113**

Art. 3508	8 mm	Art. 3514	14 mm
Art. 3509	9 mm	Art. 3515	15 mm
Art. 3510	10 mm	Art. 3516	16 mm
Art. 3511	11 mm	Art. 3517	17 mm
Art. 3512	12 mm	Art. 3518	18 mm
Art. 3513	13 mm	Art. 3519	19 mm



**DIN 2936 S2**



● ● Art. 3602

1.5-2-2.5-3-4-5-6-7-8-10 mm



**XXL**

**S2**

★ ★ Art. 3607

T10-T15-T20-T25-T27  
T30-T40-T45-T50

**8**  
PCS


Combination spanner, tray  
*Llaves combinadas, bandeja*  
 Conjunto chaves boca luneta



Art.

**4900-14B**

↕ L1 402 × L2 173 × L3 48 mm



**DIN 3113**

Art. 3505	5.5 mm
Art. 3506	6 mm
Art. 3507	7 mm
Art. 3520	20 mm
Art. 3521	21 mm
Art. 3522	22 mm
Art. 3523	23 mm
Art. 3524	24 mm

15  
PCS



inch

Combination wrench tray inch  
*Bandeja llaves combinadas pulgadas*  
Conjunto de chaves de boca-luneta em polegadas

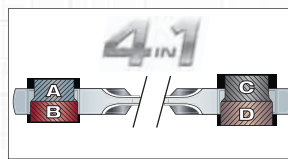
Art.

**4900-30B**

↔ L1 402 × L2 173 × L3 48 mm

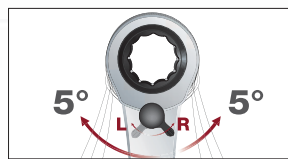


COMBINATION  
**CLICKRAFT**



**A** 5/16" **B** 3/8" Art. 3404-51612

**A** 9/16" **B** 5/8" Art. 3404-91634



**C** 7/16" **D** 1/2"

**C** 11/16" **D** 3/4"



Art. 3587 1/4"  
Art. 3588 5/16"  
Art. 3589 3/8"  
Art. 3590 7/16"  
Art. 3591 1/2"  
Art. 3592 9/16"  
Art. 3593 5/8"

Art. 3594 11/16"  
Art. 3595 3/4"  
Art. 3596 13/16"  
Art. 3597 7/8"  
Art. 3598 15/16"  
Art. 3599 1"

19  
PCS



Ratchet combination wrench tray  
*Bandeja llaves combinadas con carraca*  
Conjunto de chaves de boca-luneta com roquete

Art.

**4900-17B**

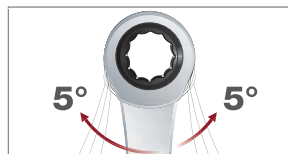
↔ L1 402 × L2 173 × L3 48 mm



COMBINATION  
**CLICKRAFT**

Art. 3405 5.5 mm  
Art. 3406 6 mm  
Art. 3407 7 mm  
Art. 3408 8 mm  
Art. 3409 9 mm  
Art. 3410 10 mm  
Art. 3411 11 mm  
Art. 3412 12 mm  
Art. 3413 13 mm

Art. 3414 14 mm  
Art. 3415 15 mm  
Art. 3416 16 mm  
Art. 3417 17 mm  
Art. 3418 18 mm  
Art. 3419 19 mm



Art. 3691 1/4" ■ 10 mm  
Art. 3692 3/8" ■ 13 mm  
Art. 3693 1/2" ■ 19 mm  
Art. 2694 1/4" ○ 10 mm



# COMPLETO Serie 4900

COMBINATION *plus*  
DOUBLE RATCHET  
**CLICKCRAFT**

**15**  
PCS 

Double ratchet combination  
wrench tray

*Bandeja llaves combinadas  
con doble carraca*


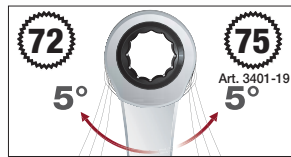
Conjunto de chaves de boca-  
luneta com roquete duplo




Art.

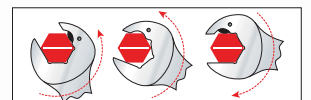
**4900-40B**

↕ L1 402 × L2 173 × L3 48 mm



	Art. 3405	5.5 mm
	Art. 3406	6 mm
	Art. 3407	7 mm

	Art. 3401-08	8 mm
	Art. 3401-09	9 mm
	Art. 3401-10	10 mm
	Art. 3401-11	11 mm
	Art. 3401-12	12 mm
	Art. 3401-13	13 mm
	Art. 3401-14	14 mm
	Art. 3401-15	15 mm
	Art. 3401-16	16 mm
	Art. 3401-17	17 mm
	Art. 3401-18	18 mm
	Art. 3401-19	19 mm



Optional / Opcional / Opcional

	Art. 3691	1/4"	10 mm
	Art. 3692	3/8"	13 mm
	Art. 3693	1/2"	19 mm



	Art. 2694	1/4"	10 mm
---	-----------	------	-------



Video

[KRAFTWERKtools.com/video/double-ratchet](https://www.kraftwerktools.com/video/double-ratchet)

**12**  
PCS 

90° Ratchet combination  
wrench tray, extra long

*Bandeja llaves combinadas 90°  
con carraca*

Conjunto de chaves de boca-  
luneta com roquete 90°

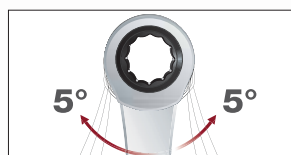



LARGO 90  
**CLICKCRAFT**

Art.

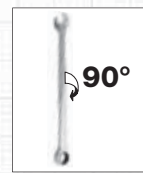
**4900-28B**

↕ L1 402 × L2 173 × L3 48 mm



	Art. 4405-08	8 mm
	Art. 4405-09	9 mm
	Art. 4405-10	10 mm
	Art. 4405-11	11 mm
	Art. 4405-12	12 mm
	Art. 4405-13	13 mm

Art. 4405-14	14 mm
Art. 4405-15	15 mm
Art. 4405-16	16 mm
Art. 4405-17	17 mm
Art. 4405-18	18 mm
Art. 4405-19	19 mm





**14**  
PGS 

Reversible ratchet combination wrench tray

*Bandeja llaves combinadas reversibles con carraca*

Conjunto de chaves de boca-luneta com roquete reversív


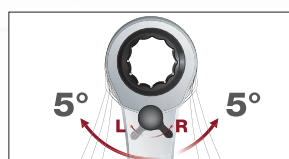
Art.

**4900-47B**

↔ L1 402 × L2 173 × L3 48 mm



REVERSIBLE  
**CLICKRAFT**



Art. 3404-08	8 mm	Art. 3404-15	15 mm
Art. 3404-09	9 mm	Art. 3404-16	16 mm
Art. 3404-10	10 mm	Art. 3404-17	17 mm
Art. 3404-11	11 mm	Art. 3404-18	18 mm
Art. 3404-12	12 mm	Art. 3404-19	19 mm
Art. 3404-13	13 mm	Art. 3404-22	22 mm
Art. 3404-14	14 mm	Art. 3404-24	24 mm

**14**  
PGS 

Flexible ratchet combination wrench tray

*Bandeja llaves combinadas flexibles con carraca*

Conjunto de chaves de boca-luneta com roquete flexível

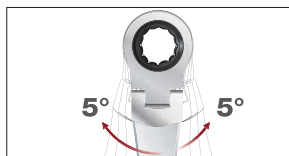
Art.

**4900-46B**

↔ L1 402 × L2 173 × L3 48 mm



FLEX  
**CLICKRAFT**



Art. 3403-08	8 mm	Art. 3403-15	15 mm
Art. 3403-09	9 mm	Art. 3403-16	16 mm
Art. 3403-10	10 mm	Art. 3403-17	17 mm
Art. 3403-11	11 mm	Art. 3403-18	18 mm
Art. 3403-12	12 mm	Art. 3403-19	19 mm
Art. 3403-13	13 mm	Art. 3403-22	22 mm
Art. 3403-14	14 mm	Art. 3403-24	24 mm

# COMPLETO Serie 4900

ANGLE  
CLICKRAFT



Angle ratchet combination wrench tray

*Bandeja llaves combinadas angulares con carraca*

Conjunto de chaves de boca-luneta com roquete angular



Art.

**4900-41B**

↕ L1 402 × L2 173 × L3 48 mm



Art. 3402-08	8 mm	Art. 3402-14	14 mm
Art. 3402-09	9 mm	Art. 3402-15	15 mm
Art. 3402-10	10 mm	Art. 3402-16	16 mm
Art. 3402-11	11 mm	Art. 3402-17	17 mm
Art. 3402-12	12 mm	Art. 3402-18	18 mm
Art. 3402-13	13 mm	Art. 3402-19	19 mm

Optional / Opcional / Opcional

	Art. 3691	◆ 1/4" ■ 10 mm	
	Art. 3692	◆ 3/8" ■ 13 mm	
	Art. 3693	◆ 1/2" ■ 19 mm	
	Art. 2694	◆ 1/4" ○ 10 mm	



Double open wrench tray

*Bandeja llaves fijas*


Conjunto de chaves de boca



Art.

**4900-16B**

↕ L1 402 × L2 173 × L3 48 mm



<b>DIN 3110</b>			
Art. 3560	6 × 7 mm	Art. 3565	16 × 17 mm
Art. 3561	8 × 9 mm	Art. 3566	18 × 19 mm
Art. 3562	10 × 11 mm	Art. 3567	21 × 22 mm
Art. 3563	12 × 13 mm	Art. 3568	24 × 27 mm
Art. 3564	14 × 15 mm	Art. 3569	30 × 32 mm

**11**  
PGS

Double offset wrench tray  
*Bandeja llaves dobles*  
Conjunto de chaves de luneta



Art.

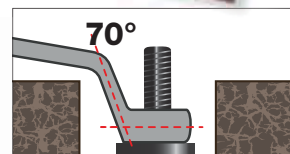
**4900-15B**

↔ L1 402 × L2 173 × L3 48 mm



**DIN 838**

Art. 3480	6 × 7 mm	Art. 3486	18 × 19 mm
Art. 3481	8 × 9 mm	Art. 3487	20 × 22 mm
Art. 3482	10 × 11 mm	Art. 3488	21 × 23 mm
Art. 3483	12 × 13 mm	Art. 3489	24 × 27 mm
Art. 3484	14 × 15 mm	Art. 3491	30 × 32 mm
Art. 3485	16 × 17 mm		



**13**  
PGS



Flare nut wrench/stubby ratchet combination wrench tray

*Bandeja llaves racores*  
*//laves combinadas cortas con carraca*

Conjunto de chaves de luneta abierta/chaves boca-luneta com roquete flexível, curtas

**NEW**  
**NUEVO**  
**NOVO**

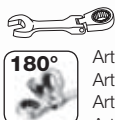
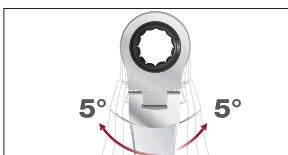


STUBBY FLEX  
**CLICKRAFT**

Art.

**4900-22B**

↔ L1 402 × L2 173 × L3 48 mm



**180°**

Art. 3403-08S	8 mm	Art. 3580-00	9 × 11 mm
Art. 3403-10S	10 mm	Art. 3580-01	10 × 12 mm
Art. 3403-11S	11 mm	Art. 3580-02	13 × 14 mm
Art. 3403-12S	12 mm	Art. 3580-03	15 × 17 mm
Art. 3403-13S	13 mm	Art. 3580-04	3/8" × 7/16"
Art. 3403-14S	14 mm	Art. 3580-05	1/2" × 9/16"
		Art. 3580-06	5/8" × 11/16"




**13**  
PCS

Elbow milled open wrench trays

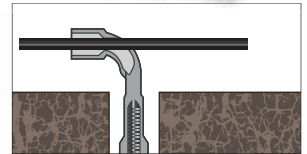
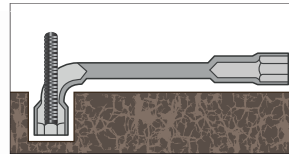
*Bandeja llaves pipa*

Conjunto de chaves de cachimbo

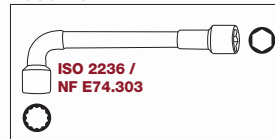


Art.	
<b>4900-18B</b>	
<b>4900-48B</b>	

↕ L1 402 × L2 173 × L3 48 mm



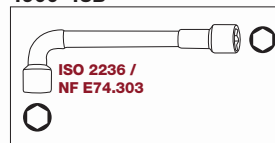
**4900-18B**



Art. 2598-08	8 mm
Art. 2598-09	9 mm
Art. 2598-10	10 mm
Art. 2598-11	11 mm
Art. 2598-12	12 mm
Art. 2598-13	13 mm
Art. 2598-14	14 mm

Art. 2598-15	15 mm
Art. 2598-16	16 mm
Art. 2598-17	17 mm
Art. 2598-18	18 mm
Art. 2598-19	19 mm
Art. 2598-22	22 mm

**4900-48B**



Art. 2597-08	8 mm
Art. 2597-09	9 mm
Art. 2597-10	10 mm
Art. 2597-11	11 mm
Art. 2597-12	12 mm
Art. 2597-13	13 mm
Art. 2597-14	14 mm

Art. 2597-15	15 mm
Art. 2597-16	16 mm
Art. 2597-17	17 mm
Art. 2597-18	18 mm
Art. 2597-19	19 mm
Art. 2597-22	22 mm

**14**  
PCS

Straight box wrench tray


*Bandeja llaves tubo*

Conjunto de chaves de tubos sextavadas



Art.
<b>4900-23B</b>

↕ L1 402 × L2 173 × L3 48 mm



**DIN 896**

Art. 2599-0607	6 × 7 mm
Art. 2599-0809	8 × 9 mm
Art. 2599-1011	10 × 11 mm
Art. 2599-1213	12 × 13 mm
Art. 2599-1415	14 × 15 mm
Art. 2599-1617	16 × 17 mm

Art. 2599-1819	18 × 19 mm
Art. 2599-2022	20 × 22 mm
Art. 2599-2123	21 × 23 mm
Art. 2599-2427	24 × 27 mm
Art. 2599-2528	25 × 28 mm
Art. 2599-3032	30 × 32 mm

Art. 2599-1012	210 mm
Art. 2599-3457	165 mm

**9**  
PGS

**Double flexible socket wrench tray**

*Bandeja llaves flexibles doble vaso*

**Conjunto de chaves de caixa duplas flexíveis**



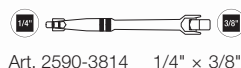
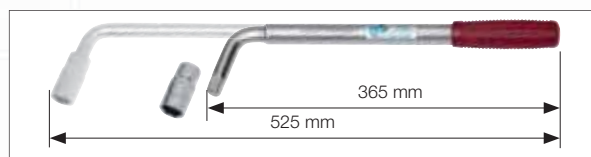
Art.

**4900-27B**


↔ L1 402 × L2 173 × L3 48 mm



- Art. 2590-0809 8 × 9 mm
- Art. 2590-1011 10 × 11 mm
- Art. 2590-1213 12 × 13 mm
- Art. 2590-1415 14 × 15 mm
- Art. 2590-1617 16 × 17 mm
- Art. 2590-1819 18 × 19 mm



Art. 2590-3814 1/4" × 3/8"



Art. 2585-1719 1/2"



17 × 19 mm

**13**  
PGS

**VSM Swiss norm screwdriver tray**

*Bandeja destornilladores norma Suiza VSM*

**Conjunto de chaves de parafusos Swiss Norm**



Art.

**4900-50B**

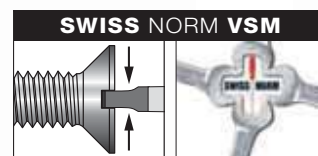
↔ L1 402 × L2 173 × L3 48 mm

- Art. 2100-0 0.4 × 2.5 mm
- Art. 2100-1 0.5 × 3.5 mm
- Art. 2100-2 0.6 × 4 mm
- Art. 2100-3 0.8 × 5.5 mm
- Art. 2100-4 1.0 × 6.5 mm
- Art. 2100-5 1.2 × 8 mm
- Art. 2100-6 1.6 × 10 mm

- Art. 2190-1 PH1
- Art. 2190-2 PH2
- Art. 2190-3 PH3

- Art. 2192-1 PZ1
- Art. 2192-2 PZ2

- GS 100-250 V
- Art. 2138



1/4" 1/4" 16 PCS

NEW  
NUEVO  
NOVO

PB Swissgrip screwdriver tray  
Bandeja destornilladores  
PB Swissgrip  
Conjunto de claves de  
parafusos PB Swissgrip



Art.

4900-60B

↕ L1 402 x L2 173 x L3 48 mm

	Art. PB8100.5	1.2 x 8 mm
	Art. PB8100.4-140	1.0 x 6.5 mm
	Art. PB8100.3-120	0.8 x 5.5 mm
	Art. PB8100.2-100	0.6 x 4.0 mm
	Art. PB8100.1-90	0.5 x 3.5 mm
	Art. PB8190	PH1 x 80
	Art. PB8190	PH2 x 100/6
	Art. PB8451	10 x 30 mm
	Art. PB175.0-50	110-250 V



1/4" S2 T10-T15-T20-T25-T27-T30-T40

S2 quality 11 PCS

Screwdriver tray  
Bandeja destornilladores  
Conjunto de claves de  
parafuso



ergokraft

Art.

4900-04B

↕ L1 402 x L2 173 x L3 48 mm

	Art. 4110-1	0.6 x 3 mm		Art. 4112-2	1.1 x 6 mm
	Art. 4110-2	0.8 x 4 mm		Art. 4117-2	PH 2
	Art. 4110-3	1.0 x 5 mm		Art. 2138	100-250 V
	Art. 4110-4	1.1 x 6 mm		Art. 2139	12 V
	Art. 4110-5	1.2 x 8 mm			
	Art. 4115-1	PH 1			
	Art. 4115-2	PH 2			

**S2**  
quality

**14**  
PCS


Screwdriver tray  
*Bandeja destornilladores*  
Conjunto de chaves  
de parafusos

Art.  
**4900-05B**

↔ L1 402 × L2 173 × L3 48 mm



**ergokraft**

- |   |    |   |              |     |
|---|----|---|--------------|-----|
|  | S2 | ★ | Art. 4125-08 | T8  |
|   |    |   | Art. 4125-10 | T10 |
|   |    |   | Art. 4125-15 | T15 |
|   |    |   | Art. 4125-20 | T20 |
|   |    |   | Art. 4125-25 | T25 |
|   |    |   | Art. 4125-27 | T27 |
|   |    |   | Art. 4125-30 | T30 |
|   |    |   | Art. 4125-40 | T40 |

- |  |    |   |              |               |
|--|----|---|--------------|---------------|
|  | S2 | ● | Art. 3177-20 | 0.45 × 2.0 mm |
|  |    |   | Art. 3177-24 | 0.5 × 2.4 mm  |
|  |    |   | Art. 3177-30 | 0.6 × 3.0 mm  |
|  |    |   | Art. 3177-35 | 0.65 × 3.5 mm |

- |  |    |   |             |      |
|--|----|---|-------------|------|
|  | S2 | + | Art. 3177-0 | PH 0 |
|  |    |   | Art. 3177-1 | PH 1 |

**S2**  
quality

**8**  
PCS

Impact screwdriver tray  
*Bandeja destornilladores  
de golpeo*  
Conjunto de chaves  
de parafusos impacto

Art.  
**4900-54B**



↔ L1 402 × L2 173 × L3 48 mm


**NEW**  
**NUEVO**  
**NOVO**




**ergokraft**



- |   |    |   |             |               |   |  |
|---|----|---|-------------|---------------|---|--|
|  | S2 | ● |             |               |  |  |
|   |    |   | Art. 4140-3 | 5.5 × 100 mm  | 5.5 mm  |  |
|   |    |   | Art. 4140-4 | 6.5 × 125 mm  | 6.5 mm  |  |
|   |    |   | Art. 4140-5 | 8.0 × 150 mm  | 8.0 mm  |  |
|   |    |   | Art. 4140-6 | 10.0 × 175 mm | 10.0 mm   |  |

- |   |    |   |             |              |        |
|---|----|---|-------------|--------------|--------|
|  | S2 | + |             |              |        |
|   |    |   | Art. 4145-1 | PH1 × 75 mm  | 5.0 mm |
|   |    |   | Art. 4145-2 | PH2 × 100 mm | 6.0 mm |

- |   |    |   |             |              |        |
|---|----|---|-------------|--------------|--------|
|  | S2 | + |             |              |        |
|   |    |   | Art. 4150-1 | PZ1 × 75 mm  | 5.0 mm |
|   |    |   | Art. 4150-2 | PZ2 × 100 mm | 6.0 mm |

**DIN 5260-PH**  
**ISO 8764-PH**



# COMPLETO Serie 4900 ergokraft

**S2** quality **8** PCS

Socket nut driver tray  
*Bandeja destornilladores stecker*  
Conjunto de chaves de caixa de punho



Art.

**4900-31B**

↕ L1 402 × L2 173 × L3 48 mm



Art. 4127-055	5.5 mm
Art. 4127-06	6 mm
Art. 4127-07	7 mm
Art. 4127-08	8 mm
Art. 4127-10	10 mm
Art. 4127-11	11 mm
Art. 4127-12	12 mm
Art. 4127-13	13 mm

**S2** quality **7** PCS

Ballpoint hex T-screwdriver tray  
*Bandeja destornilladores hexagonales bola en T*  
Conjunto de chaves T sextavadas interior

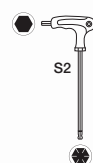


# ergokraft

Art.

**4900-25B**

↕ L1 402 × L2 173 × L3 48 mm




Art. 3636-3	3 mm
Art. 3636-4	4 mm
Art. 3636-5	5 mm
Art. 3636-6	6 mm
Art. 3636-7	7 mm
Art. 3636-8	8 mm
Art. 3636-10	10 mm



**S2**  
quality

**7**  
PCS

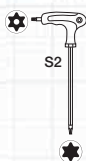
TX T-screwdriver tray  
*Bandeja destornilladores TX en T*  
Conjunto de chaves T TX



Art.

**4900-26B**

↔ L1 402 × L2 173 × L3 48 mm



Art. 3637-10	T10
Art. 3637-15	T15
Art. 3637-20	T20
Art. 3637-25	T25
Art. 3637-27	T27
Art. 3637-30	T30
Art. 3637-40	T40

**9**  
PCS

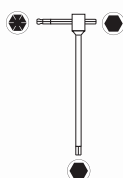
Hexagon T-handle wrench tray  
*Bandeja llaves T hexagonales*  
Conjunto de chaves T sextavadas interior



Art.

**4900-35B**

↔ L1 402 × L2 173 × L3 48 mm



Art. 2593-02	2 mm
Art. 2593-025	2.5 mm
Art. 2593-03	3 mm
Art. 2593-04	4 mm
Art. 2593-05	5 mm
Art. 2593-06	6 mm
Art. 2593-07	7 mm
Art. 2593-08	8 mm
Art. 2593-10	10 mm

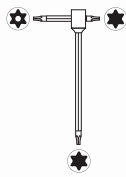
**9**  
PCS

TX T-handle wrench tray  
Bandeja llaves T TX  
Conjunto de chaves T TX



Art.  
**4900-36B**

↔ L1 402 × L2 173 × L3 48 mm



- |              |     |
|--------------|-----|
| Art. 2594-10 | T10 |
| Art. 2594-15 | T15 |
| Art. 2594-20 | T20 |
| Art. 2594-25 | T25 |
| Art. 2594-27 | T27 |
| Art. 2594-30 | T30 |
| Art. 2594-40 | T40 |
| Art. 2594-45 | T45 |
| Art. 2594-50 | T50 |

**85**  
PCS

Universal special tool and  
bit-ratchet/-driver tray  
Bandeja herramientas  
y puntas especiales  
Conjunto especial de bit  
e roquetes/punhos

## GEARDRIVER



Art.  
**4900-19B**

↔ L1 402 × L2 173 × L3 48 mm



- |   |   |                                       |
|---|---|---------------------------------------|
| 6 | ⊖ | 4-4.5-5.5-6-6.5-8 mm                  |
| 4 | + | PH 1-2-3-4                            |
| 4 | + | PZ 1-2-3-4                            |
| 8 | ⊛ | T8-T10-T15-T20<br>T-25-T27-T30-T40    |
| 8 | ⊛ | T8-T10-T15-T20<br>T-25-T27-T30-T40    |
| 6 | ⊙ | 3-4-5-6-7-8 mm                        |
| 6 | ⊙ | 2-2.5-3-4-5-6 mm                      |
| 6 | ⊙ | 5/64"-3/32"-7/64"<br>1/8"-9/64"-5/32" |
| 3 | + | Nos. 6-8-10                           |
| 4 | + | Nos. 1-2-3-4                          |
| 4 | ⊙ | Nos. 4-6-8-10                         |

- |  |           |        |
|--|-----------|--------|
|  | 1/4"      | 1/4"   |
|  | 1/4"      | 1/4"   |
|  | 1/4"      | 1/4"   |
|  | Art. 3766 | 150 mm |
|  | Art. 3767 | 300 mm |
|  |           | 90 mm  |
|  | Art. 3634 |        |
|  | Art. 3798 |        |

- |  |            |        |   |   |                 |
|--|------------|--------|---|---|-----------------|
|  | 5/16"      | 30 mm  | 4 | ⊖ | 6-8-10-12 mm    |
|  |            |        | 4 | + | PH 1-2-3-4      |
|  |            |        | 4 | ⊛ | T30-T40-T45-T50 |
|  |            |        |   | ⊙ | 3/8" 5/16"      |
|  |            |        |   | ⊙ | 5/16" 3/8"      |
|  |            | 90 mm  |   |   |                 |
|  |            | 150 mm |   |   |                 |
|  | Art. 2035S |        |   |   |                 |

3/8"



16  
PCS


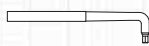
NEW  
NUEVO  
NOVO

**Electrician hex key wrench and socket wrench set VDE**  
with fully isolated reversible ratchet handle 1000V

**Bandeja llaves hexagonales y llaves de vaso electricista VDE**  
con carraca reversible completamente aislado 1000V

**Conjunto de chaves sextavadas em "L" e chaves de caixa de electricistas VDE**  
com roquete manual reversível completamente isolado 1000V



	8	8-10-12-13-14-17-19-22 mm	
			Art. 3136-025 2.5 × 126 mm Art. 3136-03 3.0 × 126 mm Art. 3136-04 4.0 × 160 mm Art. 3136-05 5.0 × 160 mm Art. 3136-06 6.0 × 200 mm Art. 3136-08 8.0 × 200 mm



1000 V  
IEC 60900

Art.

**4900-61B**

↔ L1 402 × L2 173 × L3 48 mm

		Art. 207150VDE 3/8" × 150 mm
	45	Art. 3210V

8  
PCS

NEW  
NUEVO  
NOVO

**Electrician socket nut driver set VDE**

**Bandeja de destornilladores stecker electricista VDE**

**Conjunto de chaves de caixa de punho de electricistas VDE**



Art.

**4900-62B**

↔ L1 402 × L2 173 × L3 48 mm

		Art. 3138-07 7.0 × 125 mm Art. 3138-08 8.0 × 125 mm Art. 3138-09 9.0 × 125 mm Art. 3138-10 10.0 × 125 mm Art. 3138-11 11.0 × 125 mm Art. 3138-12 12.0 × 125 mm Art. 3138-13 13.0 × 125 mm Art. 3138-14 14.0 × 125 mm
---	--	---



1000 V  
IEC 60900

