

Magnetic aluminium socket rail

- Lightweight and compact
- Magnetic, no fixing by screws
- Corrosion-resistant
- You can combine your individual socket-composition
- Clips/sockets 1/4", 3/8", 1/2" can be combined on the same rail

Regleta magnética de aluminio para vasos

- Ligera y compacta
- Magnética, no necesita tornillos
- Resistente a la corrosión
- Puede realizar su composición individual de vasos
- Posibilidad de combinar en la misma regleta clips/vasos de 1/4", 3/8", 1/2"

Suporte magnético em alumínio para chaves


- Leve e compacto
- Magnético, sem parafusos de fixação
- Resistente a corrosão
- Pode fazer a sua composição individual de chaves
- Clips/Chaves 1/4", 3/8", 1/2" podem ser combinadas no mesmo suporte





COMBI socket wrench set
Juego de llaves de vaso COMBI
Jogo de chaves de caixa COMBI


1/4"  **13**
PCS

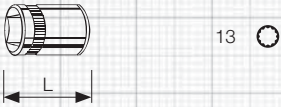
COMBI


 mm 4-4.5-5-5.5-6-7-8
9-10-11-12-13-14 mm

 TX E5-E6-E8-E10-E12
E14-E16-E18

 inch 5/32"-7/32"-1/4"-5/32"-5/16"
11/32"-3/8"-7/16"-15-32"-1/2"

 XZN M5-M6-M8-M9-M10
M12-M14-M16-M18



Art.		L mm
130990	1/4"	25





Video
KRAFTWERKtools.com/video/combi



Inch socket wrench set
Juego de llaves de vaso pulgadas
Jogo de chaves de caixa polegadas

1/4"  **inch** **9**
PCS

 9  3/16"-7/32"-1/4"-9/32"-5/16"
11/32"-3/8"-7/16"-1/2"


Art.		L mm
100599	1/4"	25



Deep socket wrench set
Juego de llaves de vaso largas
Jogo de chaves de caixa longa

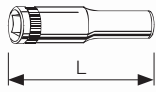
1/4"  **12**
PCS

 12  4-4.5-5-5.5-6-7-8-9-10-11-12-13 mm

Art.		L mm
101990	1/4"	50



Inch deep socket wrench set
Juego de llaves de vaso largas pulgadas
Jogo de chaves de caixa longa polegadas



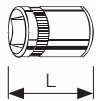
9 3/16"-7/32"-1/4"-9/32"-5/16"
 11/32"-3/8"-7/16"-1/2"

Art.		L mm
101599	1/4"	50

inch **9**
PCS



External TX socket wrench set
Juego de llaves de vaso TX exterior
Jogo de chaves de caixa TX exterior



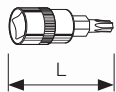
7 E4-E5-E6-E7-E8-E10-E11

Art.		L mm
120099	1/4"	25

7
PCS



TX bit-socket wrench set
Juego de llaves de vaso con punta TX
Jogo de chaves de caixa com bit TX



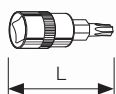
8 T8-T10-T15-T20-T25-T27-T30-T40

Art.		L mm
105099	1/4"	38

S2
quality **8**
PCS



5-star TX bit-socket set
Juego de llaves de vaso con punta TX 5 puntas
Jogo de chaves de caixa com bit TX 5 pontas



9 TS8-TS9-TS10-TS15-TS20
 TS25-TS27-TS30-TS40

Art.		L mm
115099	1/4"	38

S2
quality **9**
PCS

NEW
NUEVO
NOVO

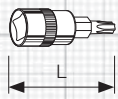


5-star tamper TX bit-socket set

Juego de llaves de vaso con punta

TX seguridad de 5 puntas

Jogo de chaves de caixa com bit tamper TX 5 pontas



9 TS8-TS9-TS10-TS15-TS20
TS25-TS27-TS30-TS40

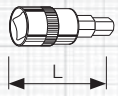
Art.	Ø	L mm
115399	1/4"	38



Hexagonal bit-socket wrench set

Juego de llaves de vaso con punta hexagonal

Jogo de chaves de caixa com bit sextavado



6 3-4-5-6-7-8 mm

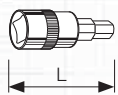
Art.	Ø	L mm
106099	1/4"	38



Inch hexagonal bit-socket wrench set

Juego de llaves de vaso con punta hexagonal
pulgadas

Jogo de chaves de caixa com bit sextavado em
polegadas



5 1/8"-5/32"-3/16"-7/32"-1/4"

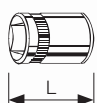
Art.	Ø	L mm
106599	1/4"	38



Inch socket wrench set

Juego de llaves de vaso pulgadas

Jogo de chaves de caixa polegadas

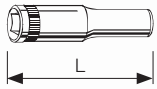


12 5/16"-3/8"-7/16"-1/2"-9/16"-5/8"
11/16"-3/4"-13/16"-7/8"-15/16"-1"

Art.	Ø	L mm
200599	3/8"	25



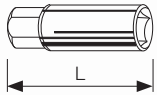
Deep socket wrench set
Juego de llaves de vaso largas
 Jogo de chaves de caixa longa



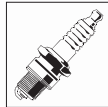
11 ○ 8-10-11-12-13-14-15-17-18-19-22 mm

Art.	○	L mm
201990	3/8"	64

Spark plug socket wrench set
Juego de llaves de vaso para bujias
 Jogo de chaves de caixa de velas

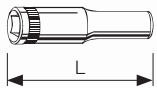


3 ○ 16-18-21 mm

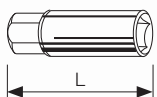


Art.	○	L mm
201998	3/8"	64-65-70

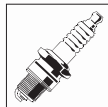
Inch deep socket wrench set
Juego de llaves de vaso largas pulgadas
 Jogo de chaves de caixa longa polegadas



7 ○ 3/8"-7/16"-1/2"-9/16"-11/16"-3/4"-7/8"

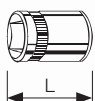


2 ○ 5/8"-13/16"





Art.	○	L mm
201599	3/8"	64

External TX socket wrench set
Juego de llaves de vaso TX exterior
 Jogo de chaves de caixa TX-exterior



12 ☆ E4-E5-E6-E7-E8-E10-E11
E12-E14-E16-E18-E20

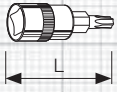
Art.	○	L mm
220099	3/8"	28



TX bit-socket wrench set

Juego de llaves de vaso con punta TX

Jogo de chaves de caixa com bit TX



11 T10-T15-T20-T25-T27-T30
T40-T45-T50-T55-T60

Art.		L mm
205099	3/8"	48

3/8"



S2
quality

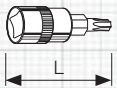
11
PCS



Tamper TX bit-socket wrench set

Juego de llaves de vaso con punta TX seguridad

Jogo de chaves de caixa com bit tamper TX



11 T10-T15-T20-T25-T27-T30
T40-T45-T50-T55-T60

Art.		L mm
205399	3/8"	48

3/8"



S2
quality

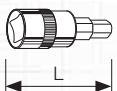
11
PCS



Hexagonal bit-socket wrench set

Juego de llaves de vaso con punta hexagonal

Jogo de chaves de caixa com bit sextavado



7 3-4-5-6-7-8-10 mm


Art.		L mm
206099	3/8"	48

3/8"



S2
quality

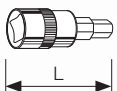
7
PCS



Inch hexagonal bit-socket wrench set

Juego de llaves de vaso con punta hexagonal pulgadas

Jogo de chaves de caixa com bit sextavado em polegadas



7 1/8"-5/32"-3/16"-7/32"-1/4"-5/16"-3/8"

Art.		L mm
206599	3/8"	48

3/8"




inch


S2
quality


7
PCS




COMBI socket wrench set
Juego de llaves de vaso COMBI
 Jogo de chaves de caixa COMBI

 mm 10-11-12-13-14
 15-16-17-18-19 mm

 TX E12-E14-E16-E18
 E20-E22-E24

 inch 3/8"-7/16"-15/32"-1/2"
 19/32"-5/8"-3/4"

 XZN M12-M14-M16-M18



Art.	Ø	L mm
330990	1/2"	38

1/2"  **10**
 PCS


COMBI




Video
KRAFTWERKtools.com/video/combi

COMBI socket wrench set
Juego de llaves de vaso COMBI
 Jogo de chaves de caixa COMBI

 mm 20-21-22-24-27-30-32 mm

 TX E26-E28-E30-E34
 E38-E40

 inch 25/32"-13/16"-7/8"-15/16"
 1-1/16"-1-3/16"-1-1/4"



Art.	Ø	L mm
330991	1/2"	42

1/2"  **7**
 PCS

COMBI



Video
KRAFTWERKtools.com/video/combi

Deep socket wrench set
Juego de llaves de vaso largas
 Jogo de chaves de caixa longa

 11  10-11-12-13-14-15-16-17-18-19-22 mm

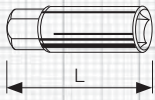
Art.	Ø	L mm
301990	1/2"	77


1/2"  **11**
 PCS

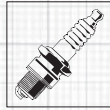


Spark plug socket wrench set
Juego de llaves de vaso para bujias
Jogo de chaves de caixa de velas

1/2"  **2**
PCS



2  16-21 mm




Art.		L mm
301998	1/2"	64-70


Deep impact socket wrench set
Juego de llaves de vaso largas impacto
Jogo de chaves de caixa longa impacto

1/2"  CrMo  **3**
PCS



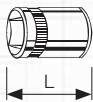
3  17-19-21 mm




Art.		L mm
381099	1/2"	85


External TX socket wrench set
Juego de llaves de vaso TX exterior
Jogo de chaves de caixa TX-exterior

1/2"  **8**
PCS



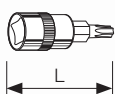
8  E10-E12-E14-E16-E18-E20-E22-E24





Art.		L mm
320099	1/2"	40


TX bit-socket wrench set
Juego de llaves de vaso con punta TX
Jogo de chaves de caixa com bit TX

1/2"  S2 quality **12**
PCS



12  T10-T15-T20-T25-T27-T30
T40-T45-T50-T55-T60-70

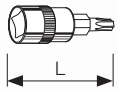


Art.		L mm
325099	1/2"	56

TX bit-socket wrench set

Juego de llaves de vaso con punta TX

Jogo de chaves de caixa com bit TX



1/4" 7 ★ T8-T10-T15-T20-T25-T27-T30
1/2" 6 ★ T40-T45-T50-T55-T60-T70

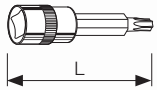
Art.	Ø	L mm
99045	1/4"	38
	1/2"	56



Long TX bit-socket wrench set


Juego de llaves de vaso largas con punta TX

Jogo de chaves de caixa com bit longas TX



10 ★ T10-T15-T20-T25-T27
T30-T40-T45-T50-T55

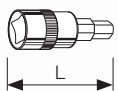
Art.	Ø	L mm
335099	1/2"	100



Hexagonal bit-socket wrench set

Juego de llaves de vaso con punta hexagonal

Jogo de chaves de caixa com bit sextavado



8 ● 5-6-7-8-10-12-14-17 mm

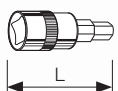
Art.	Ø	L mm
326099	1/2"	55



Hexagonal bit-socket wrench set


Juego de llaves de vaso con punta hexagonal

Jogo de chaves de caixa com bit sextavado

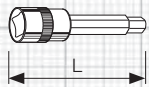


1/4" 5 ● 3-4-5-6-7 mm
1/2" 5 ● 8-10-12-14-17 mm

Art.	Ø	L mm
99046	1/4"	38
	1/2"	56



Long hexagonal bit-socket wrench set
Juego de llaves de vaso largas con punta hexagonal
Jogo de chaves de caixa com bit longo sextavado

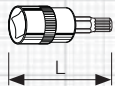


6 5-6-7-8-10-12 mm

Art.		L mm
336099	1/2"	100



XZN bit-socket wrench set
Juego de llaves de vaso con punta XZN
Jogo de chaves de caixa com bit XZN

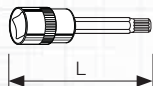


7 M5-M6-M8-M10-M12-M14-M16

Art.		L mm
328099	1/2"	55



Long XZN bit-socket wrench set
Juego de llaves de vaso largas con punta XZN
Jogo de chaves de caixa com bit longo XZN

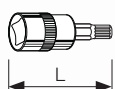


5 M5-M6-M8-M10-M12

Art.		L mm
338099	1/2"	100



Tamper RIBE bit-socket set
Juego de llaves de vaso con punta RIBE de seguridad
Jogo de chaves de caixa com bit tamper RIBE



10 M5-M6-M7-M8-M9-M10
M11-M12-M13-M14

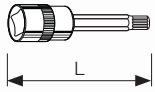
Art.		L mm
329099	1/2"	55



Long tamper RIBE bit-socket set

Juego de llaves de vaso largas con punta RIBE de seguridad

Jogo de chaves de caixa com bit longo tamper RIBE



10 M5-M6-M7-M8-M9-M10
M11-M12-M13-M14

Art.	Ø	L mm
339099	1/2"	100



S2
quality

10
PCS

NEW
NUEVO
NOVO



Magnetic aluminium socket rail

Regleta magnética aluminio

Suporte magnético de alumínio

Art.	L mm	
3090	115	1/4" - 3/8" - 1/2"
3091	185	1/4" - 3/8" - 1/2"
3092	240	1/4" - 3/8" - 1/2"
3093	300	1/4" - 3/8" - 1/2"



Socket rail clips

Bags of 10 pieces

Clips para regleta magnética

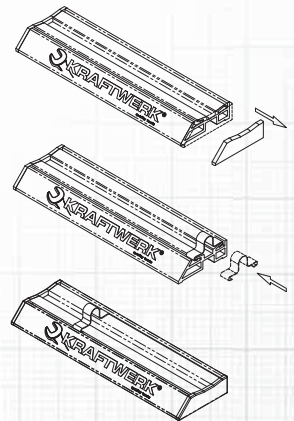
Bolsitas de 10 piezas

Clips para suporte magnético

Bolsa de 10 peças

Art.		
3094	10 pcs	1/4"
3094B	bulk, a granel, avulso	1/4"
3095	10 pcs	3/8"
3095B	bulk, a granel, avulso	3/8"
3096	10 pcs	1/2"
3096B	bulk, a granel, avulso	1/2"

10
PCS



Socket rail

with 16 clips


Regleta para vasos


con 16 clips

Suporte para chaves

com 16 Clips



Art.	Ø	L mm	
3097	1/4"	250	16
3098	3/8"	250	16
3099	1/2"	250	10



Reversible **ratchet handles**

Carracas reversibles

Roquetes reversíveis



Reversible ratchet handle
Carraca reversible
 Roquete manual reversível



ergokraft

Art.	■	L mm
3200	1/4"	145
3204	1/4"	Stubby model / <i>Modelo corto</i> / <i>Modelo curto</i>
3200E	1/4"	Repair-kit / <i>Kit reparación</i> / <i>Kit de reparação</i>
3210	3/8"	205
3214	3/8"	Stubby model / <i>Modelo corto</i> / <i>Modelo curto</i>
3210E	3/8"	Repair-kit / <i>Kit reparación</i> / <i>Kit de reparação</i>
3220	1/2"	255
3220E	1/2"	Repair-kit / <i>Kit reparación</i> / <i>Kit de reparação</i>



Fine teeth ratchet handle
Carraca reversible dentado fino
 Roquete manual de dentes finos



EXTREME

Art.	■	L mm
4009	1/4"	145
4009E	1/4"	Repair-kit / <i>Kit reparación</i> / <i>Kit de reparação</i>
4019	3/8"	210
4019E	3/8"	Repair-kit / <i>Kit reparación</i> / <i>Kit de reparação</i>
4029	1/2"	245
4029E	1/2"	Repair-kit / <i>Kit reparación</i> / <i>Kit de reparação</i>



Extendable fine teeth ratchet handle
Carraca reversible dentado fino extensible
 Roquete extensível de dentes finos



ergokraft

Art.	■	L mm
2000	1/4"	148 - 198
2000E	1/4"	Repair-kit / <i>Kit reparación</i> / <i>Kit de reparação</i>
2010	3/8"	215 - 315
2010E	3/8"	Repair-kit / <i>Kit reparación</i> / <i>Kit de reparação</i>
2020	1/2"	307 - 447
2020E	1/2"	Repair-kit / <i>Kit reparación</i> / <i>Kit de reparação</i>



Mini fine teeth ratchet handle
Mini carraca reversible dentado fino
Mini roquete manual de dientes finos



Art.	■	L mm
3006	1/4"	95



Micro ratchet handle
Micro carraca reversible
Micro roquete manual



Art.	■	L mm
3201B	1/4"	107 mm



Micro flexible ratchet handle set
Juego micro carracas reversibles articuladas
Jogo de micro roquetes flexível



Art.	■	○	L mm
3201F	1/4"	1/4"	108 mm



Heavy duty reversible ratchet handle
Carraca reversible industrial
Roquete manual reversível de grande torque



Art.	■	L mm
4000	1/4"	153
4010	3/8"	217
4020	1/2"	261



Heavy duty swivel head ratchet handle

for special hard work with high torque. Extra long version for power increase due to leverage effect. Slim, reversible, 180° swivel head. Ergonomic 2-component handle.

Carraca reversible industrial con cabeza articulada

para trabajos especiales de gran fuerza. Versión extra-larga para incrementar la fuerza gracias al efecto palanca. Cabeza fina, reversible, articulada a 180°. Mango ergonómico bimaterial.

Cabo de força com roquete articulado

para trabalhos de grande torque. Versão extra longa para aumento de força. Estreitos, reversíveis, cabeça articulada 180°. Cabo ergonómico de 2 componentes.

Art.	□	L mm
3207	1/4"	200
3217	3/8"	255
3227	1/2"	305



ergokraft



DIN 3122 / ISO 3315



Composite ratchet handle

Carraca reversible en material compuesto

Roquete manual em compósito

Art.	□	L mm
3206	1/4"	143
3206E	1/4"	Repair-kit / Kit reparación / Kit de reparação
3216	3/8"	205
3216E	3/8"	Repair-kit / Kit reparación / Kit de reparação
3226	1/2"	260
3226E	1/2"	Repair-kit / Kit reparación / Kit de reparação



COMPO



DIN 3122 / ISO 3315



Art. 3206E / 3216E / 3226E

Reversible ratchet handle
Carraca reversible
Roquete manual reversível



JUNIOR Line

Art.		L mm
1000	1/4"	145
1000E	1/4"	Repair-kit / <i>Kit reparación</i> / <i>Kit de reparação</i>
1010	3/8"	205
1010E	3/8"	Repair-kit / <i>Kit reparación</i> / <i>Kit de reparação</i>
1020	1/2"	255
1020E	1/2"	Repair-kit / <i>Kit reparación</i> / <i>Kit de reparação</i>



Art. 1000E / 1010E / 1020E

Reversible finger ratchet
for sockets and bits
Carraca reversible de dedo
para vasos y puntos
Roquete reversível de dedos
para chaves caixa e bit



NEW
NUEVO
NOVO



Art.		
38002	1/4"	1/4"



Video

KRAFTWERKtools.com/video/combi

Heavy duty reversible ratchet handle
Carraca reversible para trabajo pesado
Roquete reversível para trabalhos pesados



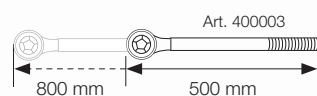
Art. 400002



Art.		L mm
400002	3/4"	500
N 400003	3/4"	Telescope <i>Telescópico</i> <i>Telescopico</i> 500 - 800
400002E	3/4"	Repair-kit / <i>Kit reparación</i> / <i>Kit de reparação</i>

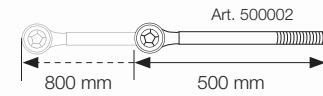


Art. 400002E



Extendable heavy duty reversible ratchet handle
Carraca reversible y extensible para trabajo pesado

Roquete reversível e extensível para trabalhos pesados



Art.	■	L mm
500002	1"	500 - 800
500002E	1"	Repair-kit / Kit reparación / Kit de reparação



Pass through reversible ratchet handle
Carraca reversible pasante
 Roquete manual de aperto reversível



GEAR RATCHET

Art.	○	L mm
590000	13 mm	145
600000	20 mm	204
610000	30 mm	267



Click torque wrench

precise, with window scale for values in Nm and Lb.in.
Instant reversible 45 teeth ratchet head. Hardened steel casing and ergonomic 2-component handle with locking adjusting knob. Certified precision: +/- 4 %.

Llave dinamométrica click


de precisión con ventana y valores en Nm y Lb.in.
Carraca reversible instantánea 45 dientes. Carcasa en acero reforzado y mango ergonómico bimaterial con botón de ajuste. Precisión certificada: +/- 4 %.

Chave dinamométrica

de precisão com janela de escala para valores em Nm e Lb.in.
Reversível instantâneo com cabeça de 45 dentes em aço endurecido e punho ergonômico de 2 componentes com bloqueio ajustável. Precisão certificada: +/- 4 %



ergokraft



Art.	■	< ~ >	A Nm	L mm
3232	1/4"	4 - 20 Nm 30 - 180 Lb.in	0.05	285
3233	3/8"	10 - 60 Nm 9 - 45 Lb.ft	0.125	383
3234	3/8"	25 - 125 Nm 20 - 90 Lb.ft	0.25	438
3235	1/2"	40 - 200 Nm 30 - 150 Lb.ft	0.5	463
3236	1/2"	65 - 335 Nm 50 - 250 Lb.ft	0.5	523
3237	3/4"	160 - 800 Nm 120 - 600 Lb.ft	2.0	1040

Repair-kit

Kit reparación

Kit de reparação

Art.	■	for / para / para
3232E	1/4"	Art. 3232
3233-34E	3/8"	Art. 3233, 3234
3235-36E	1/2"	Art. 3235, 3236
3237E	3/4"	Art. 3237



Reversible torque wrench case

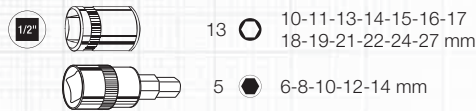
with sockets and hexagonal bit-sockets

Estuche llave dinamométrica reversible

con vasos y vasos-punta hexagonal

Jogo de chave dinamométrica reversível

com chaves de caixa e chaves de caixa com bit sextavado interior




Art.	■	< ~ >
3235K1	1/2"	40 - 200 Nm 30 - 150 Lb.ft
3236K1	1/2"	65 - 335 Nm 50 - 250 Lb.ft



**NEW
NUEVO
NOVO**



620 x 169 x 65 mm



DIN 6789 / ISO 6789

Reversible torque wrench case

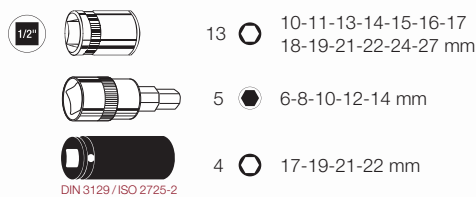
with sockets, hexagonal bit-sockets and deep impact sockets

Estuche llave dinamométrica reversible

con vasos, vasos-punta hexagonal y vasos de impacto extra largos

Jogo de chave dinamométrica reversível

com chaves de caixa, chaves de caixa com bit sextavado interior e chaves de caixa de impacto extra-longas



DIN 3129 / ISO 2725-2


Art.	■	< ~ >
3235K2	1/2"	40 - 200 Nm 30 - 150 Lb.ft
3236K2	1/2"	65 - 335 Nm 50 - 250 Lb.ft



**NEW
NUEVO
NOVO**



620 x 169 x 65 mm



DIN 6789 / ISO 6789

Reversible torque wrench case

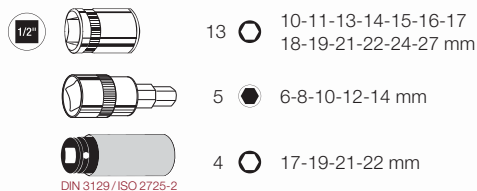
with sockets, hexagonal bit-sockets and deep impact sockets with plastic sleeves for aluminium wheels

Estuche llave dinamométrica reversible

con vasos, vasos-punta hexagonal y vasos de impacto extra largos revestidos de protección plástica para llantas de aleación

Jogo de chave dinamométrica reversível

com chaves de caixa, chaves de caixa com bit sextavado interior e chaves de caixa de impacto extra-longas revestidas de plástico para jantes alumínio




NEW
NUEVO
NOVO



620 x 169 x 65 mm

DIN 6789 / ISO 6789

Art.		< ~ >
3235K3	1/2"	40 - 200 Nm 30 - 150 Lb.ft
3236K3	1/2"	65 - 335 Nm 50 - 250 Lb.ft



Click torque bar

precise, with window scale for values in Nm and Lb.ft. Rectangular drive for exchangeable wrench heads 14 x 18 mm. Hardened steel casing and ergonomic 2-component handle with locking adjusting knob. Certified precision: +/- 4 %.

Barra dinamométrica click

de precisión con ventana y valores en Nm y Lb.ft. Unión rectangular para bocas de llaves 14 x 18 mm. Carcasa en acero reforzado y mango ergonómico bimaterial con botón de ajuste.

Precisión certificada: +/- 4 %.

Barra dinamométrica

de precisão com janela de escala para valores em Nm e Lb.ft. Encavadura sextavada para chaves 14 x 18 mm. Em aço endurecido e punho ergonómico de 2 componentes com bloqueio ajustável. Precisão certificada: +/- 4 %

Art.		< ~ >
3235H	14 x 18 mm	40 - 200 Nm 30 - 150 Lb.ft
3236H	14 x 18 mm	65 - 335 Nm 50 - 250 Lb.ft

14x18

NEW
NUEVO
NOVO

ergokraft



Art. 3235H



Art. 3236H

Torque wrench case

with open end heads 14 x 18 mm

Estuche llave dinamométrica

con bocas de llaves fijas 14 x 18 mm

Jogo de chave dinamométrica

com chaves de boca 14 x 18 mm

14x18

1/2"

CrV

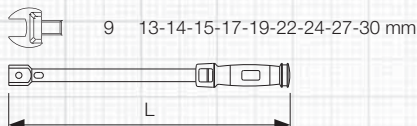
11
PGS





NEW
NUEVO
NOVO



620 x 169 x 65 mm

DIN 6789 / ISO 6789



Art.		for / para / para	< ~ >	L mm
3235GK1	14 x 18 mm 1/2"	 reversible heavy duty ratchet head <i>carraca reversible industrial</i> roquete reversível industrial	40 - 200 Nm 30 - 150 Lb.ft	463
3236GK1	14 x 18 mm 1/2"	 reversible heavy duty ratchet head <i>carraca reversible industrial</i> roquete reversível industrial	65 - 335 Nm 50 - 250 Lb.ft	523
3235GK2	14 x 18 mm 1/2"	 reversible fine teeth ratchet head <i>carraca reversible dentado fino</i> roquete reversível de dentes finos	40 - 200 Nm 30 - 150 Lb.ft	463
3236GK2	14 x 18 mm 1/2"	 reversible fine teeth ratchet head <i>carraca reversible dentado fino</i> roquete reversível de dentes finos	65 - 335 Nm 50 - 250 Lb.ft	523

Interchangeable open end head

for torque wrenches 14 x 18 mm

Boca intercambiable de llave fija

para llaves dinamométricas 14 x 18 mm

Chave de boca intercambiável


para chaves dinamométricas 14 x 18 mm

14x18

CrV

NEW
NUEVO
NOVO



Art.		
3235-G13	14 x 18 mm	13 mm
3235-G14	14 x 18 mm	14 mm
3235-G15	14 x 18 mm	15 mm
3235-G17	14 x 18 mm	17 mm
3235-G19	14 x 18 mm	19 mm
3235-G22	14 x 18 mm	22 mm
3235-G24	14 x 18 mm	24 mm
3235-G27	14 x 18 mm	27 mm
3235-G30	14 x 18 mm	30 mm

Torque wrench case

with ring end heads 14 x 18 mm

Estuche llave dinamométrica

con bocas de llaves poligonales 14 x 18 mm

Jogo de chave dinamométrica

com chaves luneta 14 x 18 mm



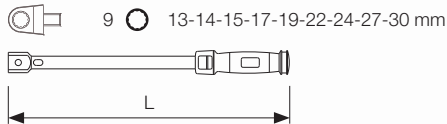
NEW
NUEVO
NOVO







620 x 169 x 65 mm

Art. 3235RK1

DIN 6789 / ISO 6789



Art.	mit / avec / con	< ~ >	L mm
3235RK1	14 x 18 mm 1/2" 	reversible heavy duty ratchet head <i>carraca reversible industrial</i> roquete reversível industrial	40 - 200 Nm 30 - 150 Lb.ft 463
3236RK1	14 x 18 mm 1/2" 	reversible heavy duty ratchet head <i>carraca reversible industrial</i> roquete reversível industrial	65 - 335 Nm 50 - 250 Lb.ft 523
3235RK2	14 x 18 mm 1/2" 	reversible fine teeth ratchet head <i>carraca reversible dentado fino</i> roquete reversível de dentes finos	40 - 200 Nm 30 - 150 Lb.ft 463
3236RK2	14 x 18 mm 1/2" 	reversible fine teeth ratchet head <i>carraca reversible dentado fino</i> roquete reversível de dentes finos	65 - 335 Nm 50 - 250 Lb.ft 523

Interchangeable ring end head

for torque wrenches 14 x 18 mm

Boca intercambiable de llave poligonal

para llaves dinamométricas 14 x 18 mm

Chave luneta intercambiável

para chaves dinamométricas 14 x 18 mm



NEW
NUEVO
NOVO



Art.	14 x 18 mm	14 x 18 mm
3235-R13	14 x 18 mm	13 mm
3235-R14	14 x 18 mm	14 mm
3235-R15	14 x 18 mm	15 mm
3235-R17	14 x 18 mm	17 mm
3235-R19	14 x 18 mm	19 mm
3235-R22	14 x 18 mm	22 mm
3235-R24	14 x 18 mm	24 mm
3235-R27	14 x 18 mm	27 mm
3235-R30	14 x 18 mm	30 mm

Reversible heavy duty ratchet head

for torque bars 3235H / 3236H

Boca de carraca reversible industrial

para barras dinamométricas 3235H / 3236H

Roquete reversível industrial

para barras dinamométricas 3235H / 3236H

Art.			
3235-U12P	24	14 x 18 mm	1/2"

14x18

1/2"



NEW
NUEVO
NOVO

Reversible fine teeth ratchet head

for torque bars 3235H / 3236H

Boca de carraca reversible dentado fino

para barras dinamométricas 3235H / 3236H

Cabeça de roquete reversível de dentes finos

para barras dinamométricas 3235H / 3236H

Art.			
3235-U12R	72	14 x 18 mm	1/2"

14x18

1/2"



NEW
NUEVO
NOVO

Torque wrench

precise, with scale for values in Nm and Lb.in.

Instant reversible 45 teeth ratchet head.

Hardened steel casing and ergonomic adjusting handle.

Certified precision: +/- 4 %.

Llave dinamométrica

de precisión con escala de valores en Nm y Lb.ft.

Carraca reversible instantánea 45 dientes.

Carcasa en acero reforzado y mango de ajuste ergonómico.

Precisión certificada: +/- 4 %.

Chave dinamométrica

de precisão com escala para valores em Nm e Lb.ft.

Reversível instantâneo com cabeça de 45 dentes


em aço endurecido e punho ajustável ergonómico.

Precisão certificada: +/- 4 %.

Art.		< ~ >	A Nm	mm
2041	3/8"	5 - 25 Nm 4 - 19 Lb.ft	0.1	280
2041E	3/8"	Repair-kit Kit reparación Kit de reparação		
2040	1/2"	42 - 210 Nm 30 - 155 Lb.ft	1.0	470
2040E	1/2"	Repair-kit Kit reparación Kit de reparação		

3/8"

1/2"



A ± 4 %

L R



Art. 2040E / 2041E

Torque wrench set

with quick-lock and 10 sockets

Estuche llave dinamométrica

con bloqueo rápido y 10 vasos

Jogo de chave dinamométrica

com sistema Quick-Lock e 10 chaves de caixa



6



17-19-21-22-24-27 mm

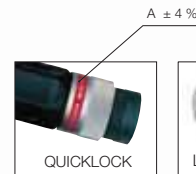


4



6-8-10-12 mm

Art.	■	< ~ >	A Nm	mm
2042	1/2"	40 - 210 Nm 29.5 - 154.9 Lb.ft	1.0	535
2042E	1/2"	Repair-kit Kit reparación Kit de reparação		



Art. 2042E

Digital torque wrench

Direct measuring indication or set point programming with a visual and acoustic warning at reaching or exceeding of the set point.

Llave dinamométrica digital

Indicador directo de medición o programación del punto de fuerza establecido con aviso visual y acústico al llegar o superar el mismo.

Chave dinamométrica digital

Indicação de medição direta ou programação do ponto de ajuste com um aviso visual e acústico ao alcançar ou excedendo o ponto de ajuste.

Art.	■	< ~ >	1.5V LR6 / AA	L mm
4080-38	3/8"	27 - 135 Nm 19.9 - 99.6 Lb.ft	2x 110 h	480
4080-12	1/2"	40 - 200 Nm 29.5 - 147.5 Lb.ft	2x 110 h	530



HIGHTECH



DIN EN ISO 6789



kg-m / kg-cm / lb-in / ft-lbs



Electronic HIGHTECH torque-adapter

Can be used as a torque adapter with every drive element like e.g. conventional reversible ratchet handles.

- Automatic calibration and zero positioning at switching on.
- Direct measuring indication or set point programming with a visual and acoustic warning at reaching or exceeding of the set point.
- Track-/Peak-Mode.
- Measuring accuracy: $\pm 2\%$ tolerance.
- 50 memories.
- incl. batteries and test certificate DIN EN ISO 6789.

1/4"

3/8"

1/2"

3/4"

209 digital

HIGHTECH

Adaptador dinamométrico electrónico

puede ser utilizado como adaptador de fuerza con todo tipo de elementos como por ejemplo las llaves convencionales de carraca reversibles.

- Calibrado automático y posicionamiento a cero al encender.
- Indicador directo de medición o programación del punto de fuerza establecido con aviso visual y acústico al llegar o superar el mismo.
- Modo pista / punto máximo.
- Precisión: $\pm 2\%$.
- 50 memorias.
- Incluye pilas y certificado DIN EN ISO 6789.

Adaptador electrónico torque

pode ser usado com qualquer roquete reversível ou rabo de força com quadra.

- Calibração automática e posição zero no botão ligar
- Indicação de medição direta ou programação do ponto de ajuste com aviso visual e acústico ao alcançar ou excedendo o ponto de ajuste
- Modo de procura
- Tolerância de erro $\pm 2\%$
- 50 memórias
- Inclui baterias e certificado de teste DIN EN ISO 6789



kg-m / kg-cm / lb-in / ft-lbs



DIN EN ISO 6789

L - R



Art.	□	< ~ > $\pm 2\%$	3V Li-Mn CR-2032	⊕	B x L x H mm
4081-14	1/4"	6 - 30 Nm 4.4 - 22.1 Lb.ft	1x	55 h	122 x 190 x 64 (BMC)
4081-38	3/8"	27 - 135 Nm 19.9 - 99.6 Lb.ft	1x	55 h	122 x 190 x 64 (BMC)
4081-12	1/2"	40 - 200 Nm 29.5 - 147.5 Lb.ft	1x	55 h	122 x 190 x 64 (BMC)
Art.	□	< ~ > +/- 2%	1.5V LR6-AA	⊕	L x B x H mm
4081-34	3/4"	100 - 500 Nm 73.8 - 369 Lb.ft	2x	110 h	156 x 110 x 80 (BMC)
4081-341	3/4"	200 - 1000 Nm 147.6 - 738 Lb.ft	2x	110 h	156 x 110 x 80 (BMC)

Torque angle gauge
Góniometro
 Goniómetro

Art.	■
2037	1/2"

1/2"



Torque angle gauge with magnet arm
Góniometro con imán
 Goniómetro com braço magnético

Art.	■
2038.1	1/2"

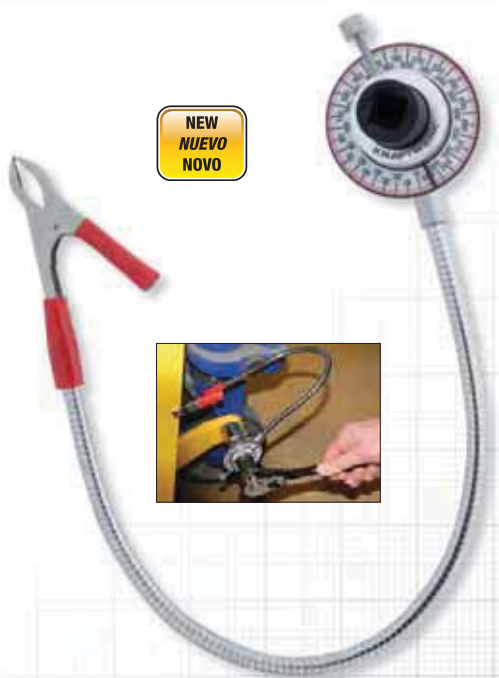
1/2"



Torque angle gauge with clip arm
Góniometro con pinza
 Goniómetro com braço de clip

Art.	■
2038.2	1/2"

1/2"



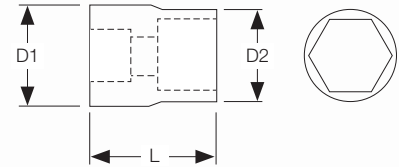
Socket
Llave de vaso
Chave de caixa



Art.	⊘	⊘ mm	D1 mm	D2 mm	L mm
100035	1/4"	3.5	11.8	6.1	25
100040	1/4"	4	11.8	6.7	25
100045	1/4"	4.5	11.8	7.3	25
100050	1/4"	5	11.8	8.0	25
100055	1/4"	5.5	11.8	8.6	25
100060	1/4"	6	11.8	9.2	25
100070	1/4"	7	11.8	10.7	25
100080	1/4"	8	11.8	11.8	25
100090	1/4"	9	13.0	13.0	25
100100	1/4"	10	14.3	14.3	25
100110	1/4"	11	15.8	15.8	25
100120	1/4"	12	16.8	16.8	25
100130	1/4"	13	17.8	17.8	25
100140	1/4"	14	19.8	19.8	25



DIN 3124 / ISO 2725-1



goes easy on screws and tool
protege los tornillos y el herramienta
protege parafusos e ferramentas



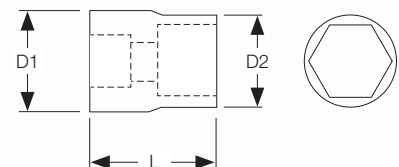
Inch socket
Llave de vaso pulgada
Chave de caixa polegada



Art.	⊘	⊘ inch	D1 mm	D2 mm	L mm
100503	1/4"	3/16"	11.8	7.8	25
100504	1/4"	7/32"	11.8	8.5	25
100505	1/4"	1/4"	11.8	9.5	25
100506	1/4"	9/32"	11.8	10.7	25
100507	1/4"	5/16"	11.8	11.8	25
100508	1/4"	11/32"	13.0	13.0	25
100509	1/4"	3/8"	14.2	14.2	25
100510	1/4"	7/16"	15.7	15.7	25
100511	1/4"	1/2"	17.7	17.7	25



DIN 3124 / ISO 2725-1



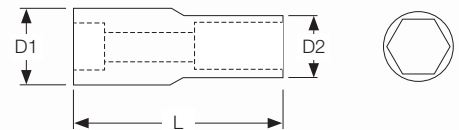
Deep socket
Llave de vaso largo
 Chave de caixa longa



Art.	□	○ mm	D1 mm	D2 mm	L mm
101040	1/4"	4	11.9	6.7	50
101045	1/4"	4.5	11.9	7.5	50
101050	1/4"	5	11.9	8.0	50
101055	1/4"	5.5	11.9	8.7	50
101060	1/4"	6	11.9	9.2	50
101070	1/4"	7	11.9	10.8	50
101080	1/4"	8	11.9	11.9	50
101090	1/4"	9	13.1	13.1	50
101100	1/4"	10	14.6	14.6	50
101110	1/4"	11	15.9	15.9	50
101120	1/4"	12	16.9	16.9	50
101130	1/4"	13	17.9	17.9	50



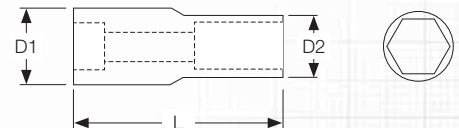
DIN 3124 / ISO 2725-1



Deep inch socket
Llave de vaso largo pulgada
 Chave de caixa longa polegada



Art.	□	○ inch	D1 mm	D2 mm	L mm
101503	1/4"	3/16"	11.9	7.9	50
101504	1/4"	7/32"	11.9	8.9	50
101505	1/4"	1/4"	11.9	9.9	50
101506	1/4"	9/32"	11.9	11.0	50
101507	1/4"	5/16"	11.9	11.9	50
101508	1/4"	11/32"	13.1	13.1	50
101509	1/4"	3/8"	14.6	14.6	50
101510	1/4"	7/16"	15.9	15.9	50
101511	1/4"	1/2"	17.9	17.9	50



Socket COMBI

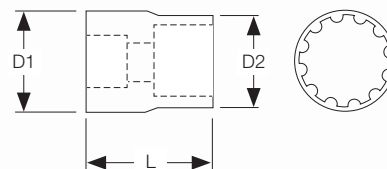
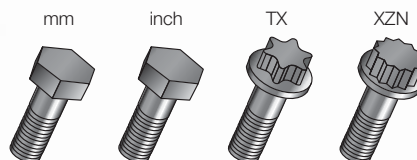
Llave de vaso COMBI

Chave de caixa COMBI

Art.	⊘	⊘ mm	⊘ inch	⊕	⊘ XZN	D1 mm	D2 mm	L mm
130040	1/4"	4	5/32"	E5	M5	11.8	6.8	25
130045	1/4"	4.5		E6		11.8	7.3	25
130050	1/4"	5	3/16"		M6	11.8	7.9	25
130055	1/4"	5.5	7/32"			11.8	8.7	25
130060	1/4"	6		E8	M8	11.8	9.3	25
130070	1/4"	7				11.8	10.6	25
130080	1/4"	8	5/16"	E10	M10	11.8	12.8	25
130090	1/4"	9	11/32"			11.8	12.8	25
130100	1/4"	10	3/8"	E12	M12	13.8	15.8	25
130110	1/4"	11	7/16"	E14	M14	13.8	15.8	25
130120	1/4"	12	15/32"	E16		14.8	16.8	25
130130	1/4"	13	1/2"		M16	15.8	17.8	25
130140	1/4"	14		E18	M18	17.8	19.8	25



COMBI



Video

KRAFTWERKtools.com/video/combi

Universal COMBI socket wheel

for the most often used screws and all bits 1/4"


Roseta COMBI universal

para los tornillos más usuales y todas la puntas 1/4"

Roleta universal COMBI

para os parafusos mais comuns e bits de 1/4"

Art.	⊘ mm	⊘ inch	⊕ TX	⊘ XZN
130001	8-10-11-13 14-16-17 mm	5/16"-3/8" 7/16"- 1/2"-9/16"-5/8"- 11/16"	E10-E12 E14-E18	M9-M10 M12-M14 M16-M18



Video

KRAFTWERKtools.com/video/combi

Pass through socket

enables the fastening and unfastening jobs with long bolt and threaded rods

Llave de vaso pasante

Permite la entrada en un espárrago largo para el apriete/desapriete de tuercas

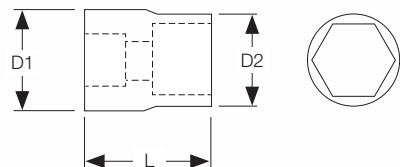
Chave de caixa de aperto

permite o aperto e o desaperto de parafusos longos e de varão roscado



13 mm

GEARRATCHET



Art.	mm	mm	D1 mm	D2 mm	L mm
590035	13	3.5	13	5.4	25
590040	13	4	13	6.0	25
590045	13	4.5	13	6.6	25
590050	13	5	13	7.1	25
590055	13	5.5	13	8.2	25
590060	13	6	13	9.3	25
590070	13	7	13	10.0	25
590080	13	8	13	11.5	25
590090	13	9	13	12.5	25
590100	13	10	13	14.2	25
590110	13	11	13	15.3	25
590120	13	12	13	16.5	25
590130	13	13	13	17.4	25

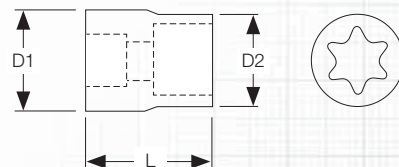
External TX-socket

Llave de vaso TX exterior

Chave de caixa TX exterior



1/4"



Art.	mm	mm	D1 mm	D2 mm	L mm
120004	1/4"	E4	11.9	7.2	25
120005	1/4"	E5	11.9	8.0	25
120006	1/4"	E6	11.9	8.0	25
120007	1/4"	E7	11.9	8.9	25
120008	1/4"	E8	11.9	10.3	25
120010	1/4"	E10	12.7	12.7	25
120011	1/4"	E11	14.1	14.1	25

Slotted bit-socket

Llave de vaso punta ranurada

Chave de caixa com bit fenda

Art.	Ø	mm	L mm
102040	1/4"	0.5 x 4.0	38
102055	1/4"	0.8 x 5.5	38
102065	1/4"	1.0 x 6.5	38



Phillips bit-socket

Llave de vaso punta Phillips

Chave de caixa com bit Phillips

Art.	Ø	+	L mm
103001	1/4"	PH 1	38
103002	1/4"	PH 2	38
103003	1/4"	PH 3	38



Pozidriv bit-socket

Llave de vaso punta Pozidriv

Chave de caixa com bit Pozidriv

Art.	Ø	+	L mm
104000	1/4"	PZ 0	38
104001	1/4"	PZ 1	38
104002	1/4"	PZ 2	38
104003	1/4"	PZ 3	38



TX bit-socket

Llave de vaso punta TX

Chave de caixa com bit TX

Art.	Ø	★	L mm
105008	1/4"	T8	38
105010	1/4"	T10	38
105015	1/4"	T15	38
105020	1/4"	T20	38
105025	1/4"	T25	38
105027	1/4"	T27	38
105030	1/4"	T30	38
105040	1/4"	T40	38



5-star TX bit-socket

Llave de vaso punta TX 5 puntas

Chave de caixa com bit TX 5 pontas



Art.	Ø	★	L mm
115008	1/4"	TS 8	38
115009	1/4"	TS 9	38
115010	1/4"	TS 10	38
115015	1/4"	TS 15	38
115020	1/4"	TS 20	38
115025	1/4"	TS 25	38
115027	1/4"	TS 27	38
115030	1/4"	TS 30	38
115040	1/4"	TS 40	38

NEW
NUEVO
NOVO



5-Star tamper TX bit-socket

Llave de vaso punta TX seguridad de 5 puntas

Chave de caixa com bit tamper TX 5 pontas



Art.	Ø	★	L mm
115308	1/4"	TS 8	38
115309	1/4"	TS 9	38
115310	1/4"	TS 10	38
115315	1/4"	TS 15	38
115320	1/4"	TS 20	38
115325	1/4"	TS 25	38
115327	1/4"	TS 27	38
115330	1/4"	TS 30	38
115340	1/4"	TS 40	38

NEW
NUEVO
NOVO



Hexagonal bit-socket

Llave de vaso punta hexagonal

Chave de caixa com bit sextavada



Art.	Ø	mm	L mm
106003	1/4"	3	38
106004	1/4"	4	38
106005	1/4"	5	38
106006	1/4"	6	38
106007	1/4"	7	38
106008	1/4"	8	38



Hexagonal inch bit-socket

Llave de vaso punta hexagonal pulgada

Chave de caixa com bit sextavada polegada



Art.		inch	L mm
106501	1/4"	1/8"	38
106502	1/4"	5/32"	38
106503	1/4"	3/16"	38
106504	1/4"	7/32"	38
106505	1/4"	1/4"	38



Extension bar

Alargadera

Extensão



Art.			L mm
107050	1/4"	1/4"	50
107100	1/4"	1/4"	100




Duplex wobble extension bar

Alargadera de punta angular duplex

Extensão com ponta angular duplex



Art.			L mm
107101	1/4"	1/4"	100
107151	1/4"	1/4"	150



Locking extension bar

Alargadera bloqueo

Extensão com fecho



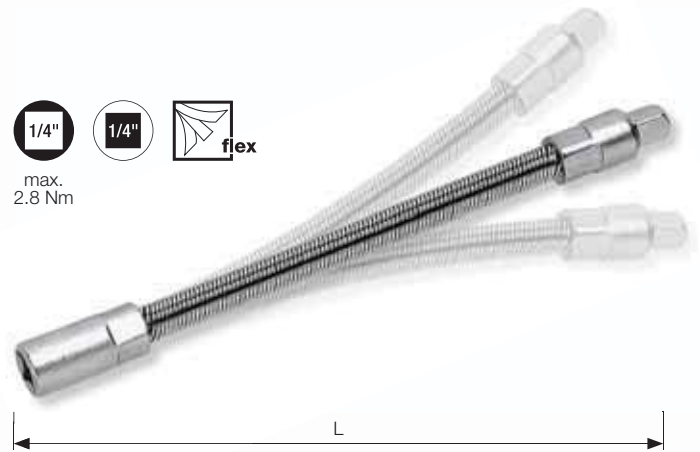
Set / Juego / Jogo Art.123002
2.110

Art.			L mm
107102	1/4"	1/4"	100



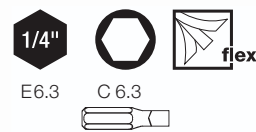
Flexible extension bar
Alargadera flexible
Extensão flexível

Art.			L mm
107155	1/4"	1/4"	146



Flexible extension bar for bits
Alargadera flexible para puntas
Extensão flexível para bits

Art.			L mm
107140	1/4"	1/4"	140

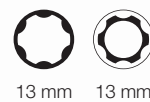


Pass through extension bar
 enables the fastening and unfastening jobs with long bolt and threaded rods


Alargadera pasante
 permite la entrada en un espárrago largo para el apriete/ desapriete de tuercas

Extensão de aperto
 permite o aperto e o desaperto de parafusos longos e de varão roscado

Art.			L mm
597075	13	13	75




GEARRATCHET



Heavy duty flexible extension socket holder
Alargadera flexible industrial para llaves de vaso
Extensão flexível de alta resistência com adaptador para chaves



Art.			L mm
107330	1/4"	1/4"	≈ 330



NEW
NUEVO
NOVO



Heavy duty flexible extension bit holder
Alargadera flexible industrial para puntas
Extensão flexível de alta resistência com adaptador para bits



C 6.3



Art.			L mm
107331	1/4"	1/4"	330

Flexible socket driver handle
Vaso con mango, flexible
Chave de punho flexível



ergokraft

Art.	Ø mm	L1 mm	L2 mm
109060	6	158	270
109070	7	158	270
109080	8	158	270
109090	9	158	292
109100	10	176	292
109110	11	176	292



Spinner handle
with 1/4" square drive in end of handle

Mango atornillador
con cuadradillo interior 1/4" en el extremo del mango

Extensão com punho
com quadrado interior 1/4" na extremidade do punho



Art.			L1 mm	L2 mm
109150	1/4"	1/4"	70	155



Bi-material spinner handle
with 1/4" square drive in end of handle

Mango atornillador bimaterial
con cuadradillo interior 1/4" en el extremo del mango

Extensão com punho bimaterial
com quadrado interior 1/4" na extremidade do punho



Bi-material flexible spinner handle
 Mango atornillador flexible bimaterial
 Chave de punho flexível bimaterial



ergokraft



Art.	□	L1 mm	L2 mm
109175	1/4"	158	270

3-way t-bar-adapter
 Adaptador para barra deslizante T
 Adaptador de 3 vias para rabo de força



Art.	○	□	L mm
108000	1/4"	1/4"	22

Sliding t-bar
 Barra deslizante T
 Cabo corredeira




Art.	○	□	L mm
108100	1/4"	1/4"	105

Universal joint
 Articulación universal
 Cardan



DIN 3123 / ISO 3316




Art.	○	□	L mm
110000	1/4"	1/4"	35

Quick locking universal joint
Articulación universal con bloqueo rápido
Cardan bloqueio com fecho rápido



Art.123102
Set / Juego / Jogo 2.111



Art.			L mm
123102-14	1/4"	1/4"	55



NEW
NUEVO
NOVO



Socket-adapter
for pass through reversible ratchet handle 590000
Adaptador llaves de vaso
para carraca reversible pasante 590000
Adaptador chaves de caixa
para roquete manual de aperto reversível 590000

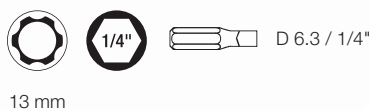


GEARRATCHET

Art.			L mm
591140	13 mm	1/4"	25



Bit-adapter
for pass through reversible ratchet handle 590000
Adaptador porta punta
para carraca reversible pasante 590000
Adaptador de bit
para roquete manual de aperto reversível 590000



GEARRATCHET

Art.			L mm
592760	13 mm	1/4"	22



Coupler for bits
Adaptador para puntas
Adaptador para bits



Art.			L mm
2760	1/4"	1/4"	25



Socket

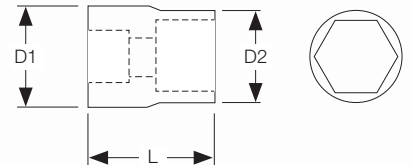
Llave de vaso

Chave de caixa

Art.	⊘	⊘ mm	D1 mm	D2 mm	L mm
200060	3/8"	6	17.0	9.3	25
200070	3/8"	7	17.0	10.8	25
200080	3/8"	8	17.0	12.0	25
200090	3/8"	9	17.0	12.9	25
200100	3/8"	10	17.0	14.5	25
200110	3/8"	11	17.0	15.8	25
200120	3/8"	12	17.0	17.0	25
200130	3/8"	13	18.9	18.9	25
200140	3/8"	14	19.5	19.5	25
200150	3/8"	15	20.8	20.8	25
200160	3/8"	16	22.0	22.0	25
200170	3/8"	17	23.3	23.3	25
200180	3/8"	18	24.0	24.0	25
200190	3/8"	19	24.0	25.8	26
200200	3/8"	20	24.0	27.7	29
200210	3/8"	21	25.0	27.9	29
200220	3/8"	22	26.0	29.5	32
200240	3/8"	24	26.0	31.9	32



DIN 3124 / ISO 2725-1



goes easy on screws and tool
protege los tornillos y el herramienta
 protege parafusos e ferramentas

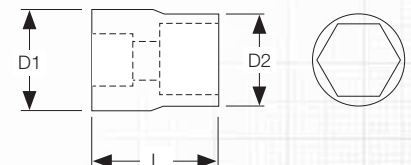


Inch socket

Llave de vaso pulgada

Chave de caixa polegada

Art.	⊘	⊘ inch	D1 mm	D2 mm	L mm
200505	3/8"	1/4"	17.2	10.0	25
200507	3/8"	5/16"	17.2	11.7	25
200509	3/8"	3/8"	17.2	13.8	25
200510	3/8"	7/16"	17.2	16.0	25
200511	3/8"	1/2"	17.9	17.9	25
200512	3/8"	9/16"	19.7	19.7	25
200513	3/8"	5/8"	22.2	22.2	25
200514	3/8"	11/16"	23.9	23.9	25
200515	3/8"	3/4"	25.9	25.9	25
200516	3/8"	13/16"	27.9	27.9	29
200517	3/8"	7/8"	29.7	29.7	29
200518	3/8"	15/16"	31.9	31.9	29
200519	3/8"	1"	33.9	33.9	29



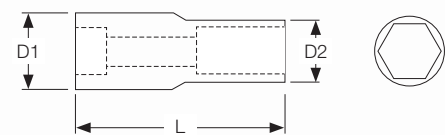
Deep socket
Llave de vaso largo
 Chave de caixa longa



Art.	⊘	⊘ mm	D1 mm	D2 mm	L mm
201080	3/8"	8	16.8	12.0	64
201100	3/8"	10	16.8	14.4	64
201110	3/8"	11	16.8	15.9	64
201120	3/8"	12	16.8	16.8	64
201130	3/8"	13	18.8	18.8	64
201140	3/8"	14	19.8	19.8	64
201150	3/8"	15	20.4	20.4	64
201170	3/8"	17	23.8	23.8	64
201180	3/8"	18	23.8	23.8	64
201190	3/8"	19	26.0	26.0	64
201220	3/8"	22	29.5	29.5	64





DIN 3124 / ISO 2725-1



Spark plug socket
Llave de vaso bujías
 Chave de caixa velas



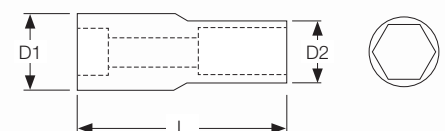
Art.	⊘	⊘ mm	D mm	L mm
201160	3/8"	16	22	64
201118	3/8"	18	23.8	64
201210	3/8"	21	27.3	64



Deep inch socket
Llave de vaso largo pulgada
 Chave de caixa longa polegada





Art.	⊘	⊘ inch	D1 mm	D2 mm	L mm
201509	3/8"	3/8"	16.8	14.4	64
201510	3/8"	7/16"	16.8	16.0	64
201511	3/8"	1/2"	17.8	17.8	64
201512	3/8"	9/16"	19.8	19.8	64
201514	3/8"	11/16"	23.8	23.8	64
201515	3/8"	3/4"	25.8	25.8	64
201517	3/8"	7/8"	29.8	29.8	64




Inch spark plug socket

Llave de vaso bujías pulgada

Chave de caixa velas polegada

Art.			D mm	L mm
201513	3/8"	5/8"	22.0	64
201516	3/8"	13/16"	27.2	70



Pass through socket



enables the fastening and unfastening jobs with long bolt and threaded rods.

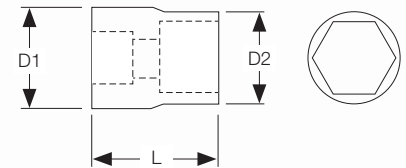
Llave de vaso pasante

permite la entrada en un espárrago largo para el apriete/desapriete de tuercas.

Chave de caixa de aperto

permite o aperto e o desaperto de parafusos longos e de varão roscado.


Art.			D1 mm	D2 mm	L mm
600100	20	10	20	14.6	32
600110	20	11	20	15.3	32
600120	20	12	20	16.6	32
600130	20	13	20	17.7	32
600140	20	14	20	18.8	32
600150	20	15	20	20.0	32
600160	20	16	20	21.2	32
600170	20	17	20	22.5	32
600180	20	18	20	23.6	32
600190	20	19	20	24.4	32

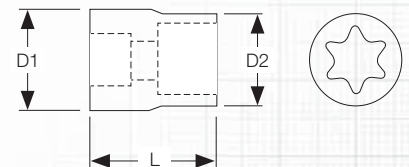


External TX-socket

Llave de vaso TX exterior

Chave de caixa TX exterior

Art.			D1 mm	D2 mm	L mm
220004	3/8"	E4	16.8	7.1	26
220005	3/8"	E5	16.8	8.0	26
220006	3/8"	E6	16.8	8.0	26
220007	3/8"	E7	16.8	9.0	26
220008	3/8"	E8	16.8	10.5	26
220010	3/8"	E10	16.8	13.0	26
220011	3/8"	E11	16.8	14.0	26
220012	3/8"	E12	16.8	15.5	26
220014	3/8"	E14	18.9	18.9	28
220016	3/8"	E16	18.9	18.9	28
220018	3/8"	E18	19.8	19.8	28
220020	3/8"	E20	21.8	21.8	30



GEAR RATCHET

Slotted bit-socket

Llave de vaso punta ranurada

Chave de caixa com bit fenda

Art.	Ø	mm	L mm
202055	3/8"	0.8 x 5.5	48
202065	3/8"	1.0 x 6.5	48
202080	3/8"	1.6 x 8.0	48



Phillips bit-socket

Llave de vaso punta Phillips

Chave de caixa com bit Phillips

Art.	Ø	+	L mm
203001	3/8"	PH 1	48
203002	3/8"	PH 2	48
203003	3/8"	PH 3	48



Pozidriv bit-socket

Llave de vaso punta Pozidriv

Chave de caixa com bit Pozidriv

Art.	Ø	+	L mm
204001	3/8"	PZ 1	48
204002	3/8"	PZ 2	48
204003	3/8"	PZ 3	48



TX bit-socket

Llave de vaso punta TX

Chave de caixa com bit TX

Art.	Ø	★	L mm
205010	3/8"	T10	48
205015	3/8"	T15	48
205020	3/8"	T20	48
205025	3/8"	T25	48
205027	3/8"	T27	48
205030	3/8"	T30	48
205040	3/8"	T40	48
205045	3/8"	T45	48
205050	3/8"	T50	48
205055	3/8"	T55	48
205060	3/8"	T60	48




Tamper TX bit-socket

Llave de vaso punta TX seguridad

Chave de caixa com bit tamper TX



Art.	Ø	☆	L mm
205310	3/8"	T10	48
205315	3/8"	T15	48
205320	3/8"	T20	48
205325	3/8"	T25	48
205327	3/8"	T27	48
205330	3/8"	T30	48
205340	3/8"	T40	48
205345	3/8"	T45	48
205350	3/8"	T50	48
205355	3/8"	T55	48
205360	3/8"	T60	48



Hexagonal bit-socket

Llave de vaso punta hexagonal

Chave de caixa com bit sextavada



Art.	Ø	mm	L mm
206003	3/8"	3	48
206004	3/8"	4	48
206005	3/8"	5	48
206006	3/8"	6	48
206007	3/8"	7	48
206008	3/8"	8	48
206010	3/8"	10	48



Hexagonal inch bit-socket

Llave de vaso punta hexagonal pulgada

Chave de caixa com bit sextavada polegada



Art.	Ø	inch	L mm
206501	3/8"	1/8"	48
206502	3/8"	5/32"	48
206503	3/8"	3/16"	48
206504	3/8"	7/32"	48
206505	3/8"	1/4"	48
206507	3/8"	5/16"	48
206509	3/8"	3/8"	48



Extension bar
Alargadera
Extensão

Art.	○	■	L mm
207075	3/8"	3/8"	75
207150	3/8"	3/8"	150
207250	3/8"	3/8"	250



Duplex wobble extension bar
Alargadera de punta angular duplex
Extensão com ponta angular duplex

Art.	○	■	L mm
207076	3/8"	3/8"	75
207151	3/8"	3/8"	150
207251	3/8"	3/8"	250



Locking extension bar
Alargadera bloqueo
Extensão com fecho

Art.	○	■	L mm
207077	3/8"	3/8"	75
207152	3/8"	3/8"	150
207252	3/8"	3/8"	250



Art.123002
Set / Juego / Jogo 2.110



Pass through extension bar

enables the fastening and unfastening jobs with long bolt and threaded rods

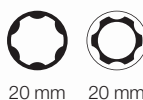
Alargadera pasante

permite la entrada en un espárrago largo para el apriete/ desapriete de tuercas

Extensão de aperto

permite o aperto e o desaperto de parafusos longos e de varão roscado

Art.	○ mm	○ mm	L mm
607075	20	20	75



GEAR RATCHET



3-way t-bar-adapter

Adaptador para barra deslizante T


Adaptador de 3 vias para rabo de força

Art.			L mm
208000	1/2"	3/8"	22

Locking t-bar

Barra T con bloqueo

Extensão em T com fecho

Art.		L mm
212650	3/8"	650

Universal joint

Articulación universal

Cardan

Art.			L mm
210000	3/8"	3/8"	50

Locking universal joint

Articulación universal con bloqueo

Cardan bloqueio com fecho

Art.			L mm
210002	3/8"	3/8"	70



Quick locking universal joint

Articulación universal con bloqueo rápido

Cardan bloqueio com fecho rápido




Art.			L mm
123102-38	3/8"	3/8"	79



Set / Juego / Jogo Art.123102
2.111

**NEW
NUEVO
NOVO**



Socket adapter

Adaptador reductor para llaves de vaso
Adaptador reductor para chaves de caixa



Art.			L mm
213814	3/8"	1/4"	26

DIN 3123 / ISO 3316




Socket-adapter

for pass through reversible ratchet handle 600000

Adaptador llaves de vaso
para carraca reversible pasante 600000

Adaptador chaves de caixa
para roquete manual de aperto reversível 600000



20 mm

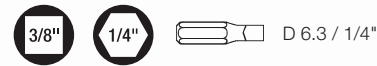
GEARRATCHET



Art.			L mm
611140	20 mm	1/4"	28
611380	20 mm	3/8"	28

Coupler for bits

Adaptador para puntas
Adaptador para bits



D 6.3 / 1/4"

Art.			L mm
2761	3/8"	1/4"	25



Coupler for bits

Adaptador para puntas
Adaptador para bits



5/16"

Art.			L mm
211516	3/8"	5/16"	29



Socket

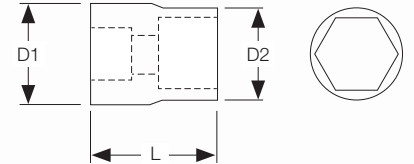
Llave de vaso

Chave de caixa

Art.	⌀	⌀ mm	D1 mm	D2 mm	L mm
300080	1/2"	8	22.2	13.3	38
300100	1/2"	10	22.2	15.3	38
300110	1/2"	11	22.2	16.5	38
300120	1/2"	12	22.2	17.8	38
300130	1/2"	13	22.2	19.0	38
300140	1/2"	14	22.2	20.3	38
300150	1/2"	15	22.2	21.8	38
300160	1/2"	16	22.2	22.2	38
300170	1/2"	17	23.9	23.9	38
300180	1/2"	18	24.9	24.9	38
300190	1/2"	19	24.1	25.9	38
300200	1/2"	20	24.1	27.8	38
300210	1/2"	21	24.3	27.9	38
300220	1/2"	22	26.5	29.9	38
300240	1/2"	24	26.5	31.9	38
300270	1/2"	27	29.3	35.9	40
300300	1/2"	30	33.4	39.9	43
300320	1/2"	32	34.4	41.9	43
300340	1/2"	34	35.2	43.8	43



DIN 3124 / ISO 2725-1



goes easy on screws and tool
 protege los tornillos y el herramienta
 protege parafusos e ferramentas



Deep socket

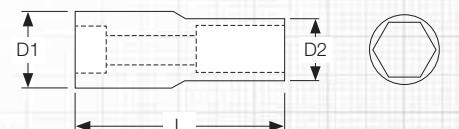
Llave de vaso largo

Chave de caixa longa

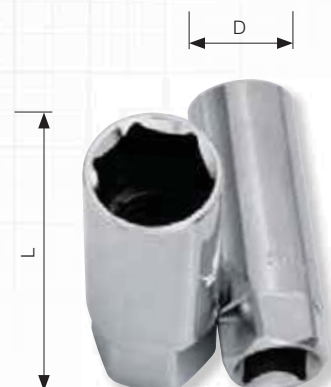

Art.	⌀	⌀ mm	D1 mm	D2 mm	L mm
301100	1/2"	10	22.0	15.3	77
301110	1/2"	11	22.0	16.5	77
301120	1/2"	12	22.0	17.8	77
301130	1/2"	13	22.0	19.0	77
301140	1/2"	14	22.0	20.3	77
301150	1/2"	15	22.0	22.0	77
301116	1/2"	16	22.0	22.0	77
301170	1/2"	17	23.8	23.8	77
301180	1/2"	18	25.8	25.8	77
301190	1/2"	19	25.8	25.8	77
301220	1/2"	22	29.8	29.8	77



DIN 3124 / ISO 2725-1



Spark plug socket
Llave de vaso bujías
 Chave de caixa velas



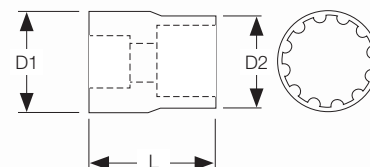
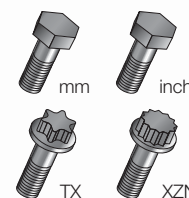
Art.	□	○ mm	D mm	L mm
301160	1/2"	16	22.8	64.0
301210	1/2"	21	27.8	70.0

Socket COMBI
Llave de vaso COMBI
 Chave de caixa COMBI



COMBI

Art.	□	○ mm	○ inch	⊕	○ XZN	D1 mm	D2 mm	L mm
330100	1/2"	10	3/8"	E12	M12	21.7	15.5	38
330110	1/2"	11	7/16"	E14	M14	21.7	16.5	38
330120	1/2"	12	15/32"	E16		21.7	17.7	38
330130	1/2"	13	1/2"		M16	21.7	19.0	38
330140	1/2"	14	9/16"	E18	M18	21.9	19.9	38
330150	1/2"	15	19/32"			20.9	21.8	38
330160	1/2"	16	5/8"	E20		21.8	23.8	38
330170	1/2"	17				21.8	23.8	38
330180	1/2"	18		E22		23.9	25.6	38
330190	1/2"	19	3/4"	E24		23.9	25.8	38
330200	1/2"	20	25/32"			26.0	27.8	38
330210	1/2"	21				26.0	29.0	38
330220	1/2"	22	7/8"			26.0	30.0	38
330240	1/2"	24	1-5/16"			28.0	32.0	38
330270	1/2"	27	1-1/16"			30.8	35.6	42
330300	1/2"	30	1-1/18"			33.8	39.7	44
330320	1/2"	32	1-1/4"			36.0	41.8	44



Video
KRAFTWERKtools.com/video/combi

Impact socket
Llave de vaso impacto
 Chave de caixa impacto



DIN 3129 / ISO 2725-2

Art.	Ø	Ø mm	L mm
N 380080	1/2"	8	38
380090	1/2"	9	38
380100	1/2"	10	38
380110	1/2"	11	38
N 380120	1/2"	12	38
380130	1/2"	13	38
380140	1/2"	14	38
380150	1/2"	15	38
N 380160	1/2"	16	38
380170	1/2"	17	38
N 380180	1/2"	18	38
380190	1/2"	19	38
N 380200	1/2"	20	38
380210	1/2"	21	38
380220	1/2"	22	38
380230	1/2"	23	38
380240	1/2"	24	38
380270	1/2"	27	38
N 380300	1/2"	30	38
N 380320	1/2"	32	38

Impact socket wrench set
Juego de llaves de vaso impacto
 Jogo de chaves impacto



14



10-11-12-13-14-15-16-17-18-19-21-22-23-24 mm




125 mm



65 mm

Art.

380005



NEW
NUEVO
NOVO



270 x 185 x 58 mm

Deep impact socket

Llave de vaso largo impacto

Chave de caixa impacto longa



Art.	□	○ mm	L mm
N 381080	1/2"	8	78
N 381090	1/2"	9	78
N 381100	1/2"	10	78
N 381110	1/2"	11	78
N 381120	1/2"	12	78
N 381130	1/2"	13	78
N 381140	1/2"	14	78
N 381150	1/2"	15	78
N 381160	1/2"	16	78
381170	1/2"	17	78
N 381180	1/2"	18	78
381190	1/2"	19	78
N 381200	1/2"	20	78
381210	1/2"	21	78
381220	1/2"	22	78
381230	1/2"	23	78
381240	1/2"	24	78
381270	1/2"	27	78
N 381300	1/2"	30	78
N 381320	1/2"	32	78



DIN 3129 / ISO 2725-2

Deep impact socket

with plastic insert to protect the wheel nuts and plastic sleeve for aluminium rims

Llave de vaso largo impacto

con inserto plástico para proteger las tuercas de rueda y manga plástica para llantas en aluminio

Chave de caixa impacto longa

com protecção plástica para proteger as porcas das rodas e manga plástica para as jantes de alumínio



Art.	□	○ mm	colour	L mm
381150-0	1/2"	15		85
381170-0	1/2"	17		85
381190-0	1/2"	19		85
381210-0	1/2"	21		85
381220-0	1/2"	22		85
N 381240-0	1/2"	24		85



DIN 3129 / ISO 2725-2

Pass through socket

enables the fastening and unfastening jobs with long bolt and threaded rods

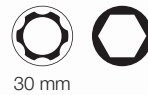
Llave de vaso pasante

permite la entrada en un espárrago largo para el apriete/ desapriete de tuercas

Chave de caixa de aperto

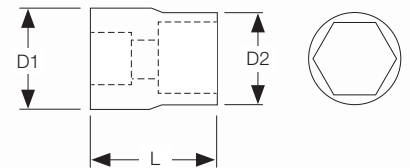
permite o aperto e o desaperto de parafusos longos e de varão roscado

Art.	mm	mm	D1 mm	D2 mm	L mm
610190	30	19	30	24.8	42
610200	30	20	30	26.0	42
610210	30	21	30	27.0	42
610220	30	22	30	28.0	42
610240	30	24	30	31.8	42
610270	30	27	30	35.8	42
610300	30	30	30	39.8	45
610320	30	32	30	41.8	48
610340	30	34	30	43.8	50



30 mm

GEARRATCHET



External TX-socket

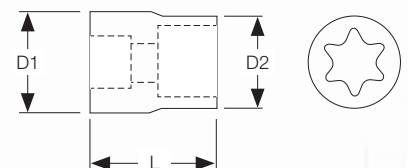
Llave de vaso TX exterior

Chave de caixa TX exterior

Art.	1/2"	E	D1 mm	D2 mm	L mm
320010	1/2"	E10	22	13	38
320012	1/2"	E12	22	15	38
320014	1/2"	E14	22	17	38
320016	1/2"	E16	22	19	38
320018	1/2"	E18	24	21	38
320020	1/2"	E20	26	23.5	38
320022	1/2"	E22	26	26	38
320024	1/2"	E24	28	28	40



1/2"



TX bit-socket

Llave de vaso punta TX

Chave de caixa com bit TX



Art.	Ø	★	L mm
325010	1/2"	T10	56
325015	1/2"	T15	56
325020	1/2"	T20	56
325025	1/2"	T25	56
325027	1/2"	T27	56
325030	1/2"	T30	56
325040	1/2"	T40	56
325045	1/2"	T45	56
325050	1/2"	T50	56
325055	1/2"	T55	56
325060	1/2"	T60	56
325070	1/2"	T70	56




Long TX bit-socket

Llave de vaso punta TX largo

Chave de caixa com bit TX longa



Art.	Ø	★	L mm
335010	1/2"	T10	100
335015	1/2"	T15	100
335020	1/2"	T20	100
335025	1/2"	T25	100
335027	1/2"	T27	100
335030	1/2"	T30	100
335040	1/2"	T40	100
335045	1/2"	T45	100
335050	1/2"	T50	100
335055	1/2"	T55	100
335060	1/2"	T60	100



Long taper TX bit-socket

Llave de vaso punta TX seguridad largo

Chave de caixa com bit taper TX longa

Art.	Ø	☆	L mm
345330	1/2"	T30	200
345340	1/2"	T40	200
345345	1/2"	T45	200
335370	1/2"	T70	100
325380	1/2"	T80	70



NEW
NUEVO
NOVO



TX impact socket

Llave de vaso impacto TX

Chave de caixa impacto TX

Art.	Ø	☆	L mm
385010	1/2"	T10	78
385015	1/2"	T15	78
385020	1/2"	T20	78
385025	1/2"	T25	78
385027	1/2"	T27	78
385030	1/2"	T30	78
385040	1/2"	T40	78
385045	1/2"	T45	78
385050	1/2"	T50	78
385055	1/2"	T55	78
385060	1/2"	T60	78
385070	1/2"	T70	78
385080	1/2"	T80	78
385090	1/2"	T90	78



NEW
NUEVO
NOVO



Hexagonal bit-socket

Llave de vaso punta hexagonal

Chave de caixa com bit sextavado



Art.	□	● mm	L mm
326005	1/2"	5	55
326006	1/2"	6	55
326007	1/2"	7	55
326008	1/2"	8	55
326010	1/2"	10	55
326012	1/2"	12	55
326014	1/2"	14	55
326017	1/2"	17	55



Long hexagonal bit-socket

Llave de vaso punta hexagonal largo

Chave de caixa com bit sextavado longo



Art.	□	● mm	L mm
336005	1/2"	5	100
336006	1/2"	6	100
336007	1/2"	7	100
336008	1/2"	8	100
336010	1/2"	10	100
336012	1/2"	12	100



Hexagonal impact socket

Llave de vaso impacto hexagonal

Chave de caixa impacto sextavada



Art.	□	● mm	L mm
386003	1/2"	3	78
386004	1/2"	4	78
386005	1/2"	5	78
386006	1/2"	6	78
386007	1/2"	7	78
386008	1/2"	8	78
386009	1/2"	9	78
386010	1/2"	10	78
386012	1/2"	12	78
386014	1/2"	14	78
386016	1/2"	16	78
386017	1/2"	17	78



Spline bit-socket

Llave de vaso punta XZN

Chave de caixa com bit XZN

Art.	Ø	XZN	L mm
328005	1/2"	M5	55
328006	1/2"	M6	55
328008	1/2"	M8	55
328010	1/2"	M10	55
328012	1/2"	M12	55
328014	1/2"	M14	55
328016	1/2"	M16	55



Long spline bit-socket

Llave de vaso punta XZN largo

Chave de caixa com bit XZN longo

Art.	Ø	XZN	L mm
338005	1/2"	M5	100
338006	1/2"	M6	100
338008	1/2"	M8	100
338010	1/2"	M10	100
338012	1/2"	M12	100



XZN-Spline impact socket

Llave de vaso impacto XZN

Chave de caixa impacto XZN

Art.	Ø	XZN	L mm
388004	1/2"	M4	78
388005	1/2"	M5	78
388006	1/2"	M6	78
388008	1/2"	M8	78
388009	1/2"	M9	78
388010	1/2"	M10	78
388012	1/2"	M12	78
388014	1/2"	M14	78
388016	1/2"	M16	78
388018	1/2"	M18	78



NEW
NUEVO
NOVO



Tamper RIBE bit-socket

Llave de vaso punta RIBE seguridad

Chave de caixa com bit tamper RIBE



Art.	Ø	⚙️	L mm
329005	1/2"	RM5	55
329006	1/2"	RM6	55
329007	1/2"	RM7	55
329008	1/2"	RM8	55
329009	1/2"	RM9	55
329010	1/2"	RM10	55
329011	1/2"	RM11	55
329012	1/2"	RM12	55
329013	1/2"	RM13	55
329014	1/2"	RM14	55

**NEW
NUEVO
NOVO**



Long tamper RIBE bit-socket

Llave de vaso punta RIBE seguridad largo

Chave de caixa com bit tamper RIBE longo



Art.	Ø	⚙️	L mm
339005	1/2"	RM5	100
339006	1/2"	RM6	100
339007	1/2"	RM7	100
339008	1/2"	RM8	100
339009	1/2"	RM9	100
339010	1/2"	RM10	100
339011	1/2"	RM11	100
339012	1/2"	RM12	100
339013	1/2"	RM13	100
339014	1/2"	RM14	100

**NEW
NUEVO
NOVO**



RIBE impact socket

Llave de vaso impacto RIBE

Chave de caixa impacto RIBE



Art.	□	⚙	L mm
389004	1/2"	RM4	78
389005	1/2"	RM5	78
389006	1/2"	RM6	78
389007	1/2"	RM7	78
389008	1/2"	RM8	78
389009	1/2"	RM9	78
389010	1/2"	RM10	78
389012	1/2"	RM12	78
389013	1/2"	RM13	78
389014	1/2"	RM14	78

NEW
NUEVO
NOVO



Extension bar

Alargadera

Extensão

Art.	□	■	L mm
307125	1/2"	1/2"	125
307250	1/2"	1/2"	250


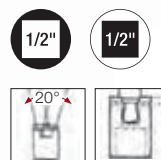


Duplex wobble extension bar

Alargadera de punta angular duplex

Extensão com ponta angular duplex

Art.	□	■	L mm
307126	1/2"	1/2"	125
307251	1/2"	1/2"	250



Locking extension bar
Alargadera bloqueo
Extensão com fecho

Art.	□	■	L mm
307077	1/2"	1/2"	75
307127	1/2"	1/2"	125
307252	1/2"	1/2"	250



Locking extension bar set
Set alargaderas con bloqueo
Extensões de Fecho de Segurança

Art.	□	■	L mm
123002	1/4"	1/4"	100
	3/8"	3/8"	150
	1/2"	1/2"	250



CrMo

CrV

3 PCS



NEW
NUEVO
NOVO



Pass through extension bar
enables the fastening and unfastening jobs with long bolt and threaded rods

Alargadera pasante
permite la entrada en un espárrago largo para el apriete/ desapriete de tuercas

Extensão de aperto
permite o aperto e o desaperto de parafusos longos e de varão roscado

Art.	○	○ mm	L mm
617075	30	30	75
617150	30	30	150



30 mm 30 mm

GEAR RATCHET



Impact extension bar
Alargadera impacto
Extensão de impacto

Art.	□	■	L mm
387125	1/2"	1/2"	125






CrMo



3-way t-bar-adapter

Adaptador para barra deslizante T

Adaptador de 3 vias para rabo de força

Art.			 Art.	L mm
308000	3/8"	1/2"	307250	43.5
308001	3/8"	1/2"	307251	43.5

3/8"

1/2"



Universal joint

Articulación universal

Cardan

Art.			L mm
310000	1/2"	1/2"	75

1/2"

1/2"





DIN 3123 / ISO 3316

Quick locking universal joint

Articulación universal con bloqueo rápido

Cardan bloqueio com fecho rápido



Art.			L mm
123102-12	1/2"	1/2"	79

1/2"

1/2"

NEW
NUEVO
NOVO





Quick locking universal joint set

Set articulación universal con bloqueo

Jogo de Cardan Bloqueio C/ Fecho Rápido



Art.			L mm
123102	1/4"	1/4"	55
	3/8"	3/8"	79
	1/2"	1/2"	110

1/4"

3/8"

1/2"

CrV

3
PCS

1/4"

3/8"

1/2"

NEW
NUEVO
NOVO



Impact universal joint
Articulación universal impacto
Cardan de impacto

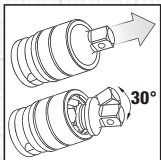
Art.	□	■	L mm
381000	1/2"	1/2"	65




DIN 3123 / ISO 3316



Wobble impact universal joint set
Juego de articulaciones universales impacto
Jogo de cardans de impacto



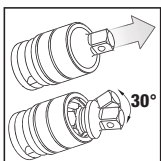
Art.	□	■	L mm
387998	1/4"	1/4"	37
	3/8"	3/8"	46
	1/2"	1/2"	62



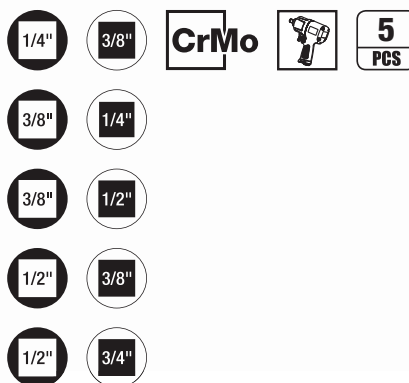
NEW
NUEVO
NOVO



Wobble impact adaptor set
Juego de adaptadores/reductores articuladas de impacto
Jogo de adaptadores/redutores de impacto



Art.	□	■	L mm
387999	1/4"	3/8"	36
	3/8"	1/4"	44
	3/8"	1/2"	48
	1/2"	3/8"	57
	1/2"	3/4"	70



NEW
NUEVO
NOVO



Socket adapter
Adaptador
 Adaptador

Art.	□	■	L mm
311340	1/2"	3/4"	46



DIN 3123 / ISO 3316



Socket reducer
Reductor
 Redutor

Art.	□	■	L mm
311380	1/2"	3/8"	37



DIN 3123 / ISO 3316



Impact socket adapter
Adaptador impacto
 Adaptador de impacto

Art.	□	■	L mm
381340	1/2"	3/4"	48



DIN 3121 / ISO 1174



Coupler for bits
Acoplador puntas
 Adaptador de bits

Art.	□	○	L mm
311516	1/2"	5/16"	38



Impact coupler for bits
Acoplador impacto puntas
 Adaptador de impacto para bits

Art.	□	○	L mm
381516	1/2"	5/16"	39



CrMo

DIN 7427-A



Socket adapter

for pass through reversible ratchet handle 610000

Adaptador llaves de vaso

para carraca reversible pasante 610000

Adaptador chaves de caixa

para roquete manual de aperto reversível 610000

Art.	■	○	L mm
611120	1/2"	30 mm	40



GEARRATCHET



Impact socket adapter

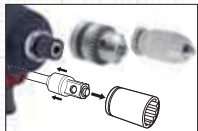
with locking function

Adaptador impacto para llaves de vaso

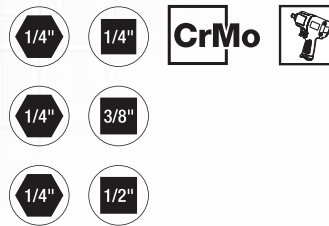
con bloqueo

Adaptador de impacto para chaves de caixa

com fecho automático



Art.	○	■	L mm
381014	1/4"	1/4"	75
381038	1/4"	3/8"	75
381012	1/4"	1/2"	75
381003	1/4"	Set / Carraca / Roquete 1/4" + 3/8" + 1/2"	75



NEW
NUEVO
NOVO



3
PCS

Impact socket adapter

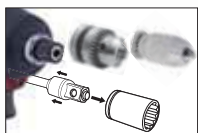
with locking function

Adaptador impacto para llaves de vaso

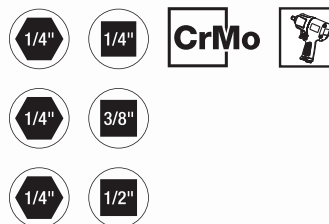
con bloqueo

Adaptador de impacto para chaves de caixa

com fecho automático



Art.	○	■	L mm
381114	1/4"	1/4"	150
381138	1/4"	3/8"	150
381112	1/4"	1/2"	150
381103	1/4"	Set / Carraca / Roquete 1/4" + 3/8" + 1/2"	150



NEW
NUEVO
NOVO



3
PCS

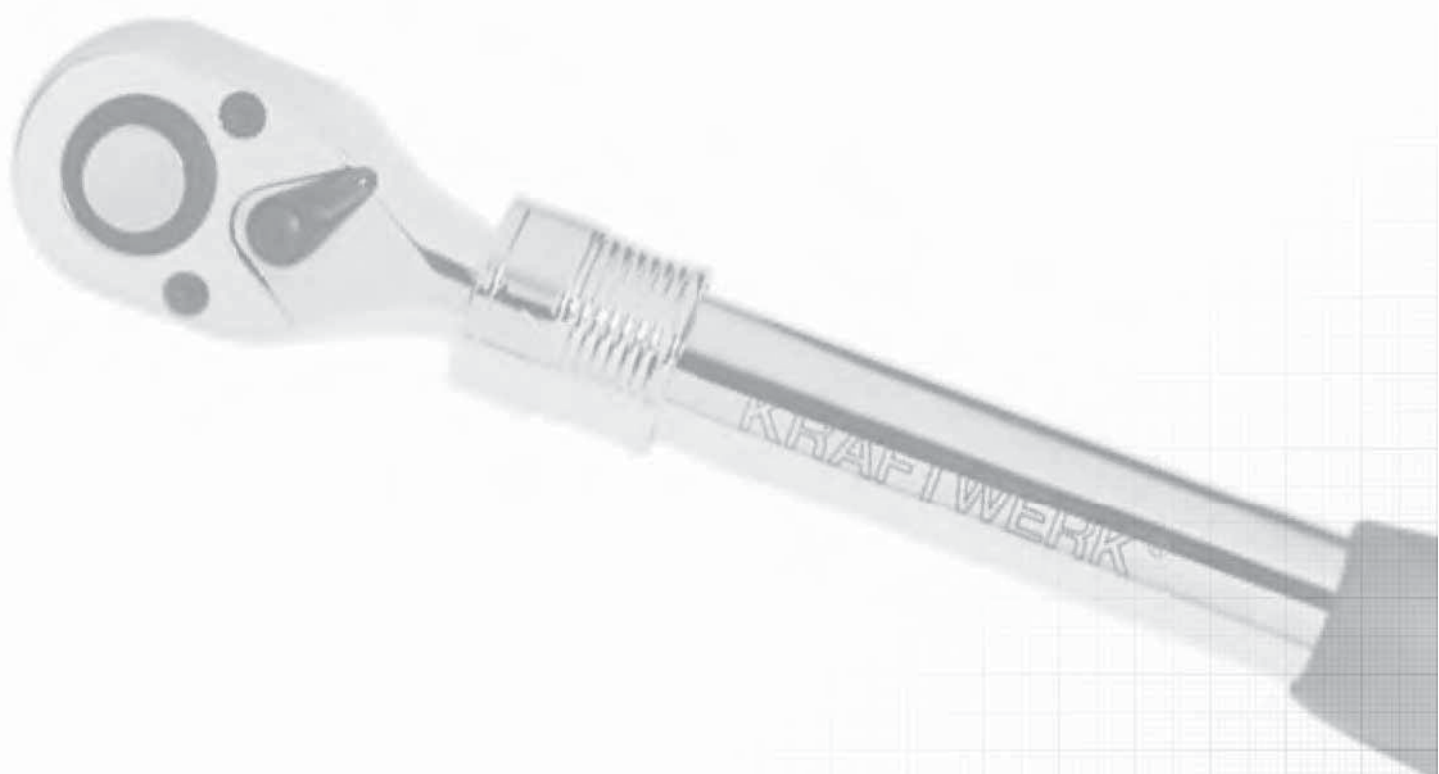
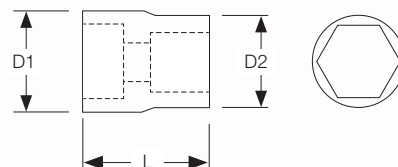
Socket
Llave de vaso
 Chave de caixa



Art.	3/4"	mm	D1 mm	D2 mm	L mm
400190	3/4"	19	33.0	29.0	50
400210	3/4"	21	33.0	31.0	50
400220	3/4"	22	36.0	32.0	50
400230	3/4"	23	36.0	33.0	50
400240	3/4"	24	36.0	34.0	51
400260	3/4"	26	38.0	36.0	52
400270	3/4"	27	36.0	38.0	52
400290	3/4"	29	38.0	40.0	52
400300	3/4"	30	38.0	42.0	54
400320	3/4"	32	38.0	44.0	56
400350	3/4"	35	42.0	48.0	58
400360	3/4"	36	42.0	50.0	58
400380	3/4"	38	45.0	52.0	60
400410	3/4"	41	45.0	56.0	64
400460	3/4"	46	47.0	62.0	68
400500	3/4"	50	48.0	68.0	72



DIN 3124 / ISO 2725-1



Impact socket

Llave de vaso impacto

Chave de caixa impacto



Art.	Ø	Ø mm	L mm
480170	3/4"	17	50
480190	3/4"	19	52
480200	3/4"	20	52
480210	3/4"	21	52
480220	3/4"	22	52
480230	3/4"	23	52
480240	3/4"	24	52
480250	3/4"	25	52
480260	3/4"	26	52
480270	3/4"	27	52
480280	3/4"	28	52
480290	3/4"	29	52
480300	3/4"	30	52
480320	3/4"	32	52
480330	3/4"	33	56
480340	3/4"	34	56
480350	3/4"	35	56
480360	3/4"	36	56
480380	3/4"	38	56
480410	3/4"	41	58
480460	3/4"	46	63
480500	3/4"	50	72


NEW
NUEVO
NOVO



Impact socket wrench set

Juego de llaves de vaso impacto

Jogo de chaves impacto



NEW
NUEVO
NOVO

8 Ø 26-27-29-30-32-35-36-38 mm

Art.
400005

465 x 186 x 78 mm



Deep impact socket

Llave de vaso largo impacto

Chave de caixa impacto longa

Art.	Ø	Ø mm	L mm
481170	3/4"	17	90
481180	3/4"	18	90
481190	3/4"	19	90
481210	3/4"	21	90
481220	3/4"	22	90
481240	3/4"	24	90
481260	3/4"	26	90
481270	3/4"	27	90
481290	3/4"	29	90
481300	3/4"	30	90
481320	3/4"	32	90
481350	3/4"	35	90
481360	3/4"	36	90
481380	3/4"	38	92
481410	3/4"	41	92
481460	3/4"	46	92
481500	3/4"	50	95



NEW
NUEVO
NOVO



Deep impact socket wrench set

Juego de llaves de vaso largas impacto


Jogo de chaves longa impacto



8 Ø 26-27-29-30-32-35-36-38 mm

Art.

400015



NEW
NUEVO
NOVO



465 x 186 x 78 mm

Extension bar
Alargadera
Extensão

Art.	□	■	L mm
407100	3/4"	3/4"	100
407200	3/4"	3/4"	200
407400	3/4"	3/4"	400

3/4"

3/4"



Locking extension bar
Alargadera bloqueo
Extensão com fecho

Art.	□	■	L mm
407102	3/4"	3/4"	100
407202	3/4"	3/4"	200
407402	3/4"	3/4"	400

3/4"

3/4"



Impact extension bar
Alargadera impacto
Extensão de impacto

Art.	□	■	L mm
487100	3/4"	3/4"	100
487200	3/4"	3/4"	200

3/4"

3/4"

CrMo



NEW
NUEVO
NOVO



Sliding t-bar
Barra T deslizante
Cabo T corrediço

Art.	■	L mm
408000	3/4"	460

3/4"



Locking sliding t-bar
Barra T deslizante bloqueo
 Cabo T corrediço com fecho

Art.		L mm
408002	3/4"	460

 3/4"



Impact universal joint
Articulación universal impacto
 Cardan de impacto

Art.			L mm
481000	3/4"	3/4"	90

 3/4"

 3/4"

CrMo



NEW
 NUEVO
 NOVO



Socket adapter
Adaptador
 Adaptador

Art.			L mm
411120	3/4"	1"	56

 3/4"

 1"



DIN 3123 / ISO 3316

Socket reducer
Reductor
 Redutor

Art.			L mm
411100	3/4"	1/2"	56



 3/4"

 1/2"



DIN 3123 / ISO 3316

Impact socket adapter
Adaptador impacto
 Adaptador de impacto

Art.			L mm
483410	3/4"	1"	64

 3/4"

 1"

CrMo



NEW
 NUEVO
 NOVO



Impact socket reducer
Reductor impacto
Redutor de impacto



Art.	○	■	L mm
483412	3/4"	1/2"	56

NEW
NUEVO
NOVO

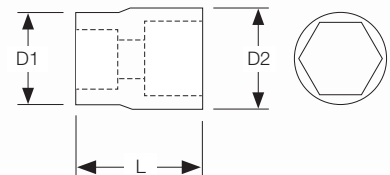


Socket
Llave de vaso
Chave de caixa



Art.	○	○ mm	D1 mm	D2 mm	L mm
500360	1"	36	45	51	65
500380	1"	38	45	54	65
500410	1"	41	45	57	70
500460	1"	46	50	65	75
500500	1"	50	55	70	75
500540	1"	54	57	74	80
500550	1"	55	57	76	80
500580	1"	58	57	79	80
500600	1"	60	57	82	84
500630	1"	63	57	86	87
500650	1"	65	57	88	87
500670	1"	67	57	90	90
500700	1"	70	68	94	93
500710	1"	71	68	95	93
500750	1"	75	68	100	97
500770	1"	77	68	102	103
500800	1"	80	68	105	103

DIN 3124 / ISO 2725-1



Deep impact socket

Llave de vaso largo impacto

Chave de caixa impacto longa

Art.	⌀	⌀ mm	L mm
581220	1"	22	90
581240	1"	24	90
581270	1"	27	90
581300	1"	30	90
581320	1"	32	90
581330	1"	33	90
581340	1"	34	90
581360	1"	36	90
581380	1"	38	92
581410	1"	41	92
581460	1"	46	92
581500	1"	50	95
581550	1"	55	100
581600	1"	60	105
581650	1"	65	120
581700	1"	70	124
581750	1"	75	135
581800	1"	80	135
581850	1"	85	140
581900	1"	90	140



NEW
NUEVO
NOVO



Deep impact socket wrench set

Juego de llaves de vaso largas impacto


Jogo de chaves longa impacto



7 ⌀ 24-27-30-32-33-36-38 mm

Art.

500015



NEW
NUEVO
NOVO



465 x 186 x 78 mm

Extension bar
Alargadera
Extensão

Art.	□	■	L mm
507200	1"	1"	200
507400	1"	1"	400



Impact extension bar
Alargadera impacto
Extensão de impacto

Art.	□	■	L mm
587200	1"	1"	200



CrMo



NEW
NUEVO
NOVO



3-way t-bar-adapter
Adaptador para barra deslizante T
Adaptador de 3 vias para rabo de força

Art.	□	■	L mm
508000	1"	1"	74



Impact universal joint
Articulación universal impacto
Cardan de impacto

Art.	□	■	L mm
581000	1"	1"	110



CrMo



NEW
NUEVO
NOVO



Socket reducer
Reductor
Redutor

Art.	□	■	L mm
511340	1"	3/4"	70



DIN 3123 / ISO 3316

Impact socket reducer
Reductor impacto
Redutor de impacto

Art.	□	■	L mm
581034	1"	3/4"	75



CrMo



NEW
NUEVO
NOVO

